

smart
working®

Smartworking enables our clients to **work in new, more collaborative and more effective ways**, and can help transform both the culture and efficiency of their organisations.



smart
working®

APAC Product Portfolio



Avi | Soft Seating



Avi | Soft Seating



Border | Soft Seating



Cubb | Seating



Cubb | Seating



Cwtch | Soft Seating



Cwtch | Soft Seating



Fielding | Tabling



Skomer | Soft Seating



Ramsey | Soft Seating



Lano | Tabling



Elan | Occasional Tables



Calder | Meeting Seating



Hay | Meeting Seating



Cors | Meeting Seating



Bligh & Fletcher | Stools



Vale | Soft Seating



Sully | Stools



Joy | Task Seating



Convo | Tabling



Obvio | Tabling



Joy OH | Task Seating



Lock Bar | Tabling



Lock Bar | Tabling



Spring | Stool



Perimeter | Soft Seating



Perimeter | Soft Seating



Perimeter | Soft Seating



Vari | Storage



Pars | Tabling



Image Yorkshire County Council CWTC/ASPECT & VALE

Ease of movement - spaces where we can **switch attention easily** from one task to another.



Image Chicago Art Institute BORDER




Image Location BORDER & SPRING



Image Morgan Stanley CWTCH/ASPECT, AVI & ELAN

A shared communal space for a **variety of purposes.**





Image Coventry University RAMSEY & SULLY







Image HASS School of Business University SKOMER, SULLY & AftD



Image Location PERIMETER





"It takes 20 years to build a reputation and five minutes to ruin it.
If you think about that, you'll do things differently"
Warren Buffet




Image Location CWTCH/ASPECT



Image Location OYJ & HENCH

Aligning workplaces to the **way employees work today.**



Image Chicago Art Institute VALE, AVI & BORDER



Image Vodafone HAY & HEP



Image Location CWTCH/ASPECT



Image Location CWTCH/ASPECT



Image Vodalone CWTCH/ASPECT



1780 KGS
3930 LBS
20265 KGS
44650 LBS

Image Bazaar CWTCH/ASPECT





Images Bath and Somerset Council AV1










Image Peterborough Council - CWTCH/ASPECT



Areas for welcoming guests, **taking a break or chatting over a coffee** are critical in society, not just the workplace.



Image Arthritis OYJ



Image Quorum AVI & CWTCH/ASPECT

As work typologies expand, we have to solve **increasingly complex work settings.**



Image The Word PEEPS, HEP, ARBER & AVI



Image Smartworking London ADEN & ELAN










Image Mandarin Oriental Hotel PERIMETER & AIR








Image CEF LANO





Rather than just attempting to make spaces 'cool, we have a responsibility to make them **socially, mentally and physically fit for purpose.**



Images Smartworking London FIELDING, CUBB, BAE, SKOMER & SULLY





Image NPower OBVIO & CORS



Image Smartworking London LOCK BAR & CUBB



Image Smartworking London LOCK BAR & SPRING



Image Smartworking London LOCK BAR & SPRING

We have selected just a few of our products to run through....

* Data-cards will be provided for all products within the APAC portfolio.





Border

A low & high liner upholstered bench

orangebox

Product Description

As its name suggests, Border provides a neat way of dividing up spaces. Its simplicity and precise modularity has ensured its continuous success in diverse spaces in both café areas and within varied open-plan spaces.

The liner design combines an upholstered bench and a worktable at both work and café height, allowing the unit to be combined with complementary Smartworking and Network Landscape chairs and stools. The table structure at both heights has an integrated pullout power/data module, enabling it to become an effective additional work area.

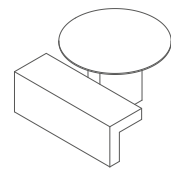


Image BORDER-02

Product Range

BORDER-01

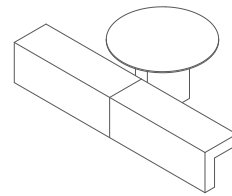
Low seat single unit Ø800mm table



H760 [H30]
W1200 [W47] D1065 [D42]
SH445 [SH18] SD400 [SD16]
TH750 [TH30]

BORDER-02

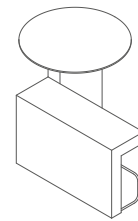
Low seat double unit Ø800mm table



H760 [H30]
W2400 [W94] D1065 [D42]
SH445 [SH18] SD400 [SD16]
TH750 [TH30]

BORDER-03

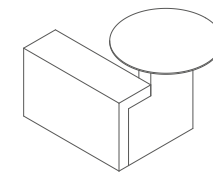
High seat single unit, left hand
Ø800mm table



H1070 [H42]
W1200 [W47] D1065 [D42]
SH755 [SH30] SD400 [SD16]
TH1060 [TH42]

BORDER-04

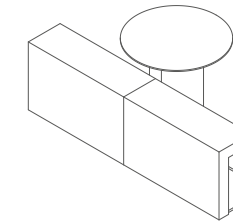
High seat single unit, right hand
Ø800mm table



H1070 [H42]
W1200 [W47] D1065 [D42]
SH755 [SH30] SD400 [SD16]
TH1060 [TH42]

BORDER-05

High seat double unit Ø800mm table



H1070 [H42]
W2400 [W94] D1065 [D42]
SH755 [SH30] SD400 [SD16]
TH1060 [TH42]

mm["]

SH - Seat Height — SD - Seat Depth — TH - Table Height

Product Specification

Standard Product Description

Frame: 100% FSC plywood.

Foam: Vitaform Reflex.

Edge Detail: Ø800mm top with Square Edge as standard.

Edge Finish: 2mm thick ABS lipping match to top colour.

Foot Rail: Tubular Steel, Chromed (03, 04, 05 only).

Table Top Finishes:

Melamine – Walnut, Grained Oak, Artisan Oak, Beech, Graphite, White or Grey.

Optional Upcharges

Edge Detail:

Ø1000mm top with Square Edge,
Ø800mm top with Chamfered Edge or
Ø1000mm top with Chamfered Edge.

Upholstery: Two Tone Upholstery available

Power: Power/Data options available.

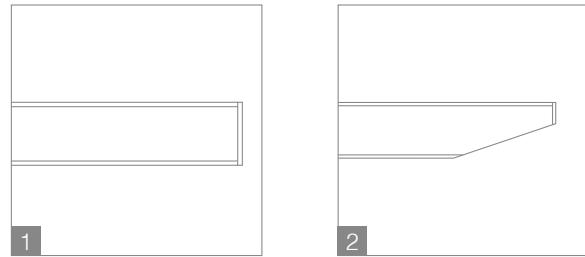
Product Certification

ETL Environmental VOC+ Product Certification

Conforms to the ANSI/ BIFMA Furniture Emissions Standards.

Product Finish Options

Edge Details



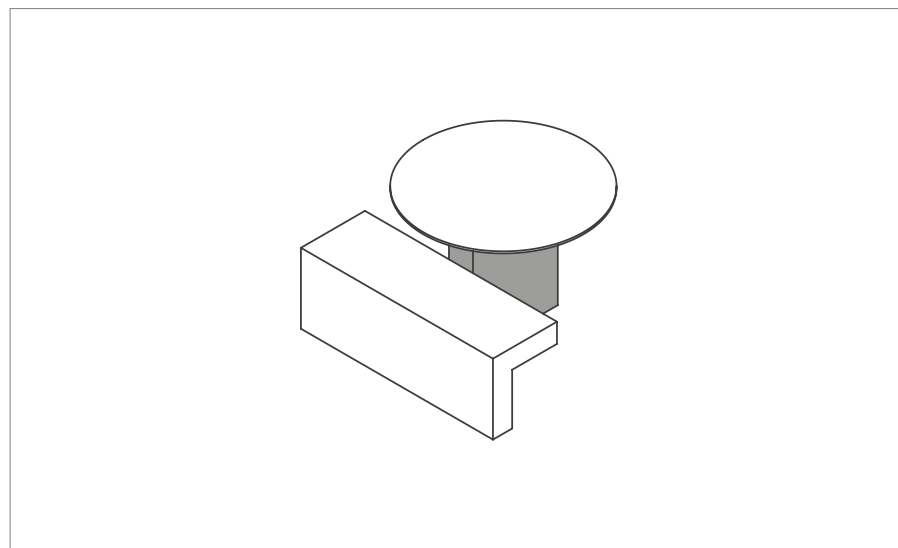
1. 25mm Square Edge
2. 25mm Chamfered Edge

Fabric Selection

Two Tone Upholstery

When selecting this option the two fabrics should be from the same family.

Seat and base can be different fabrics or leathers.



Product Finishes

Foot Rail



Chrome

Table Tops — Melamine



Walnut



Grained Oak



Artisan Oak



Beech



Graphite



Grey



White



Avi

A classic low or high back armchair

orangebox

Product Description

Part of the Smartworking landscape of upholstery products, the Avi reflects a core Orangebox belief: that contemporary offices call out for great design, realised with clarity and finesse.

Avi is available in two back options, low and high, the latter offering workers in open plan spaces a higher degree of privacy to provide more variety and design choice, Avi low and Avi high can be used individually or together, specified with either a wire frame or a flat, four-star base.

Avi is complemented by a number of occasional tables in a variety of standard finishes.



Image AVI-02

Product Range

AVI-01

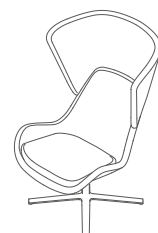
Upholstered chair on swivel base



H820 [H32]
W690 [W27] D790 [D31]
SH420 [SH17] SD480 [SD19]

AVI-02

High back upholstered chair on swivel base



H1180 [H46]
W810 [W27] D880 [D31]
SH420 [SH17] SD480 [SD19]

AVI-03

Upholstered chair on wire frame base



H820 [H32]
W690 [W27] D790 [D31]
SH420 [SH17] SD480 [SD19]

AVI-04

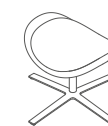
High back upholstered chair on wire frame base



H1180 [H46]
W810 [W27] D880 [D31]
SH420 [SH17] SD480 [SD19]

AVI-05

Upholstered footstool on swivel base



H490 [H19]
W734 [W29] D734 [D29]

AVI-06

Upholstered footstool on wire frame base



H490 [H19]
W625 [W25] D472 [D19]

Product Specification

Standard Product Description

Glides: Standard Glides available. Anti Slip Glides available at no additional cost (01, 02, 05).

Wire Frame: 12mm Diameter mild steel finished in RAL 9006, Black, Stone or White (03, 04, 06).

Optional Upcharges

Base and Column:

Polished Base and Black Column,
Polished Base and Chrome Column,
Chrome Plated Flat 4 Star Base (Black Column),
Chrome Plated Flat 4 Star Base (Chrome Column). Or finished in Chrome, Gold, Taupe, Industrial Silver, Bronze or Copper (01, 02, 05).

Product Certification

ETL Environmental VOC+ Product Certification

Conforms to the ANSI/ BIFMA Furniture Emissions Standards.

BS EN 15373:2007

Test Level 2 - Structurally suitable and sufficiently stable for General Contract Use.

Base and Column: 4 Star Base in RAL 9006, Stone, Black or White (01, 02, 05).

Foam: Moulded CMHR.

Wire Frame: Chrome, Gold, Taupe, Industrial Silver, Bronze or Copper (03, 04, 06).

Upholstery: Two tone upholstery available.

BS EN 1335-3:2000

Structurally suitable and sufficiently stable for General Contract Use.

BS EN 16139:2013

Test Level 1 - Structurally suitable and sufficiently stable for General Contract Use.

Fabric Selection

Two Tone Upholstery

When selecting this option the two fabrics should be from the same family.



Option 1

Seat and back can be different fabrics or leathers.



Option 2

Back inner and outer can be different fabrics or leathers provided they are from the same range or have very similar properties, (check on ordering).

Product Finishes


Wire Frame



RAL 9006



Black



Stone



White



Chrome



Gold



Taupe



Industrial Silver



Bronze



Copper


Base & Column



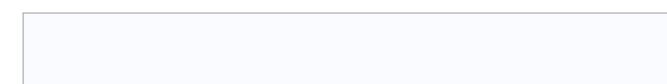
RAL 9006



Black



Stone



White



Chrome



Gold



Taupe



Industrial Silver



Bronze



Copper



Coze

A fresh take on key archetypes

orangebox

Product Description

The Coze family offers a fresh take on key archetypes for a wide variety of office and hospitality settings. The collection's armchairs – low back lounge, high back lounge and wingback – are perfectly complemented by a generous two-seat sofa.

Complimenting the Coze lounge collection is the Coze 'work sofa', available in high and low back configurations, the sofa has been designed with an ergonomic sit for use at a worksurface. The range includes a four-seat enclosed semi-private media booth which can be specified with a monitor mounted to the fixed upholstered panel, making it ideal for collaborate meetings and impromptu chats.

As its name suggests, Coze provides a warm, comfortable and welcoming refuge. The armchairs balance relaxing comfort and a refined postural sit, making them suitable for both light work and meetings, used individually or in mixed furniture configurations. Whereas the work focused high back variants add a sense of privacy to even the most open plan environments. Upholstered lumbar cushions add comfort and provide further opportunity to add character through the fabric specification.

Built on a traditional timber frame, the collection features both moulded and hand-finished upholstery. Thanks to a wide range of leg finishes and fabrics (from multiple suppliers), and optional design details such as traditional buttoning and leather arm patches, the look and feel of Coze can easily be adapted to reflect your design vision.

The concise and compact Coze collection has been carefully considered to suit the dimensions and layouts of contemporary work and hospitality environments.



Image COZE-L01

Product Range

COZE-L01
Wing back chair



H1130 [H44]
W815 [W32] D820 [D32]

COZE-L02
Low back chair



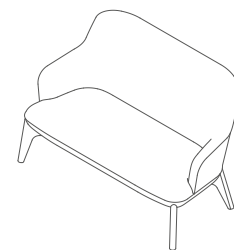
H900 [H35]
W720 [W28] D770 [D30]

COZE-L03
High back chair



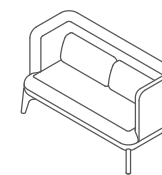
H1130 [H44]
W720 [W28] D820 [D32]

COZE-L04
2 seat lounge sofa



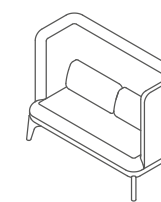
H900 [H35]
W1460 [W57] D770 [D30]

COZE-W01
Low back sofa



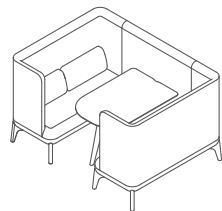
H955 [H38]
W1580 [W62] D720 [D28]

COZE-W02
High back sofa



H1265[H50]
W1580 [W62] D720 [D28]

COZE-W03
Workbooth



H1265 [H50]
W2130 [D84] D1580 [W62]

Product Specification - Lounge

Standard Product Description

Frame: Oak frame as standard.

Back: Plain back as standard (L02, L04).

Fabric: Fabric pull available at no additional cost. (Fly Detail).

Buttons: Buttons as standard. Available at no additional cost (L02, L04).

Contrasting Buttons at no additional cost on all models.

Buttons to match inner back material as standard, contrasting button available on 2 tone fabric only and must match the second fabric choice.

Optional Upcharges

Frame: Oak stained to Walnut, Beech, Black or Dark Distressed Oak.

Upholstery: Two Tone Upholstery available as an upcharge.

Armpads: Leather Armpads (Black or Brown). Available in Highland Black or Highland Whisky.

Headrest: Leather Headrest (Black or Brown) (L03). Available in Highland Black or Highland Whisky.

Product Certification

BS EN 1022:2005

Domestic Furniture - Determination of stability.

BS EN 16139:2013

Test Level 1 - Furniture - Strength, durability and safety. Requirements for non-domestic seating.

Product Specification - Work

Standard Product Description

Frame: Oak frame as standard.

Buttons: Buttons as standard or no Buttons at no additional cost.

Optional Upcharges

Frame: Oak stained to Walnut, Beech, Black or Dark Distressed Oak.

Upholstery: Internal or External Two Tone Upholstery available as an upcharge.

Table Top Finishes: Available on W03.

Melamine – Walnut, Grained Oak, Artisan Oak, Beech, Graphite, White or Grey.

Power: Power options available.
Base Power options (W01, W02, W03).
Table Power options (W03).
Screen Power options (W03).

Monitor: Tilting Monitor Bracket TMB-01) available on W03.

Buttons to match inner back material as standard, contrasting button available on 2 tone fabric only and must match the second fabric choice.

Product Certification


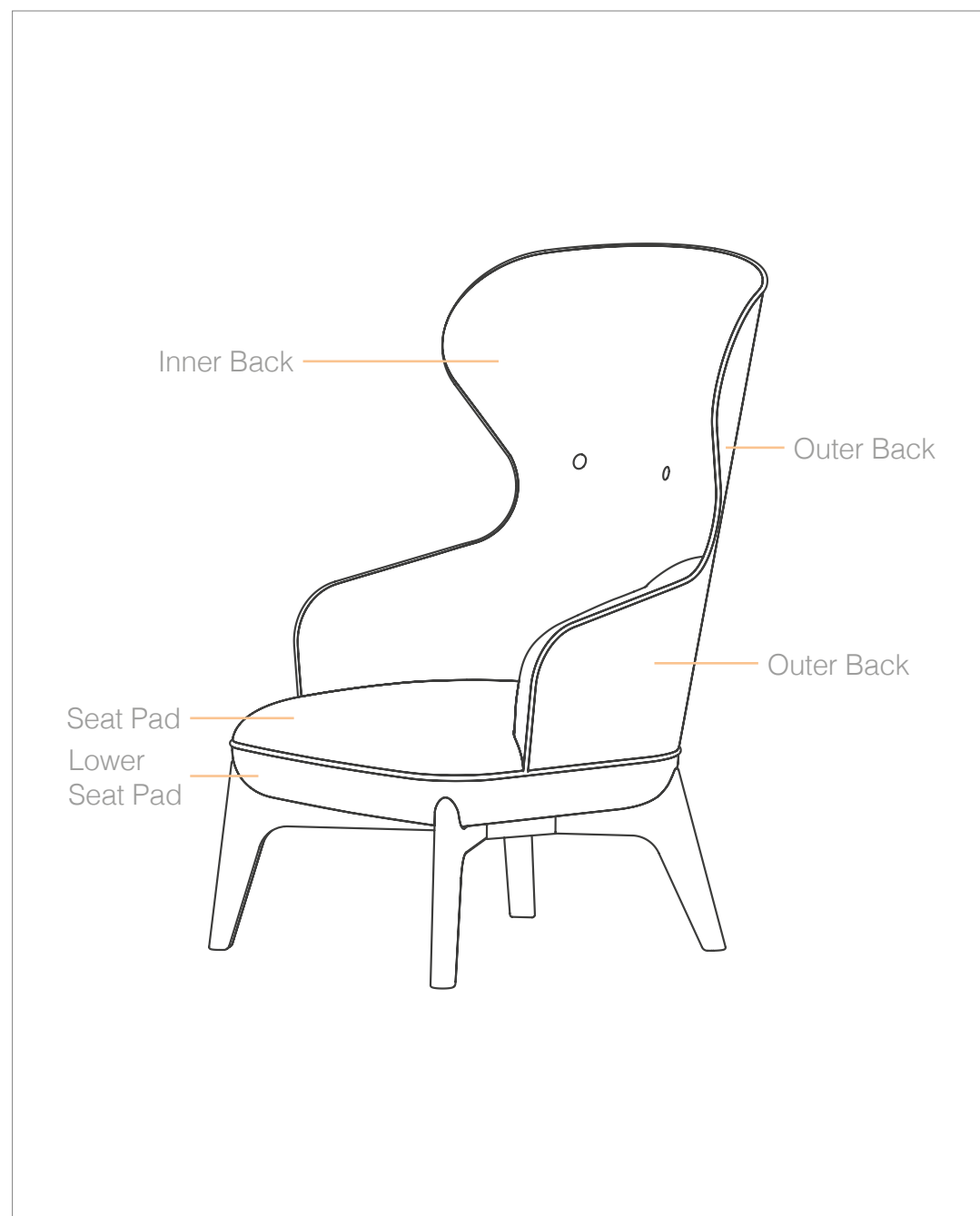
BS EN 16139:2013

Test Level 1 - Furniture - Strength, durability and safety. Requirements for non-domestic seating.

Fabric Selection - Lounge

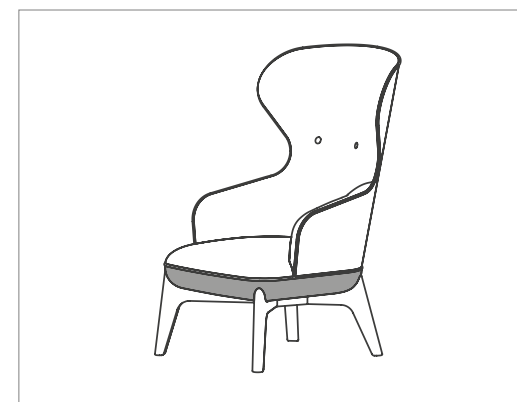
Two Tone Upholstery

When selecting this option the two fabrics should be from the same family.



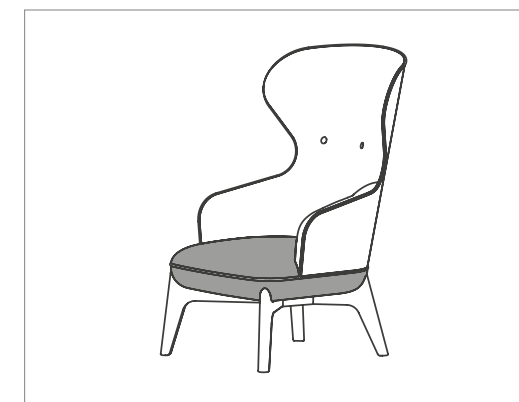
Option 1

Inner back and seat pad are the same fabric. Outer back and lower seat pad can be a different fabric.




Option 2

Inner and outer back, seat pad are the same fabric. Lower seat pad can be a different fabric.




Option 3

Inner and outer back are the same fabric. Seat pad and lower seat pad can be a different fabric.



Option 4

Inner back, seat pad and lower seat pad are the same fabric. Outer back can be a different fabric.



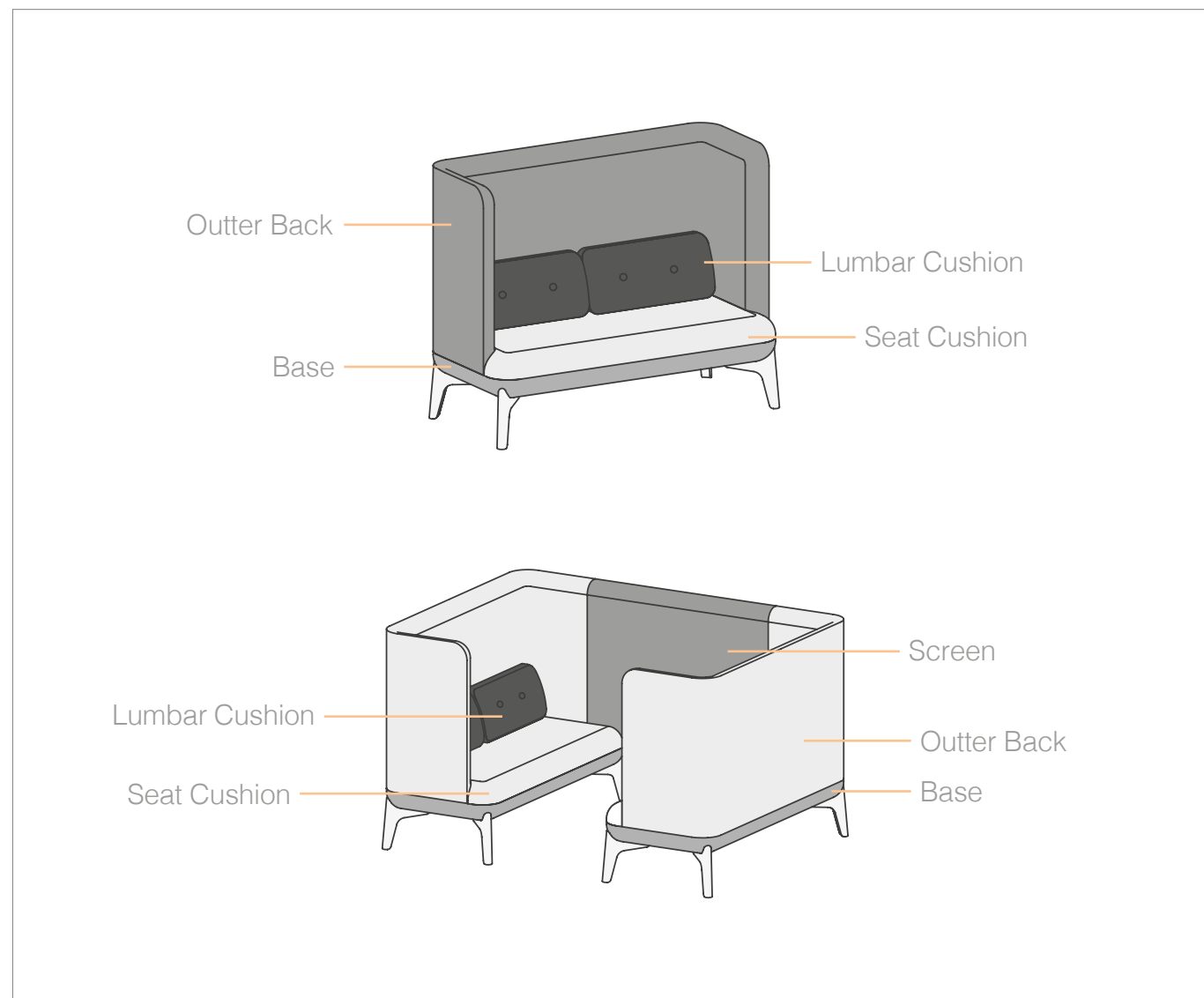
Option 5

Inner and outer back and lower seat pad are the same fabric. Seat pad can be a different fabric.

Fabric Selection - Work

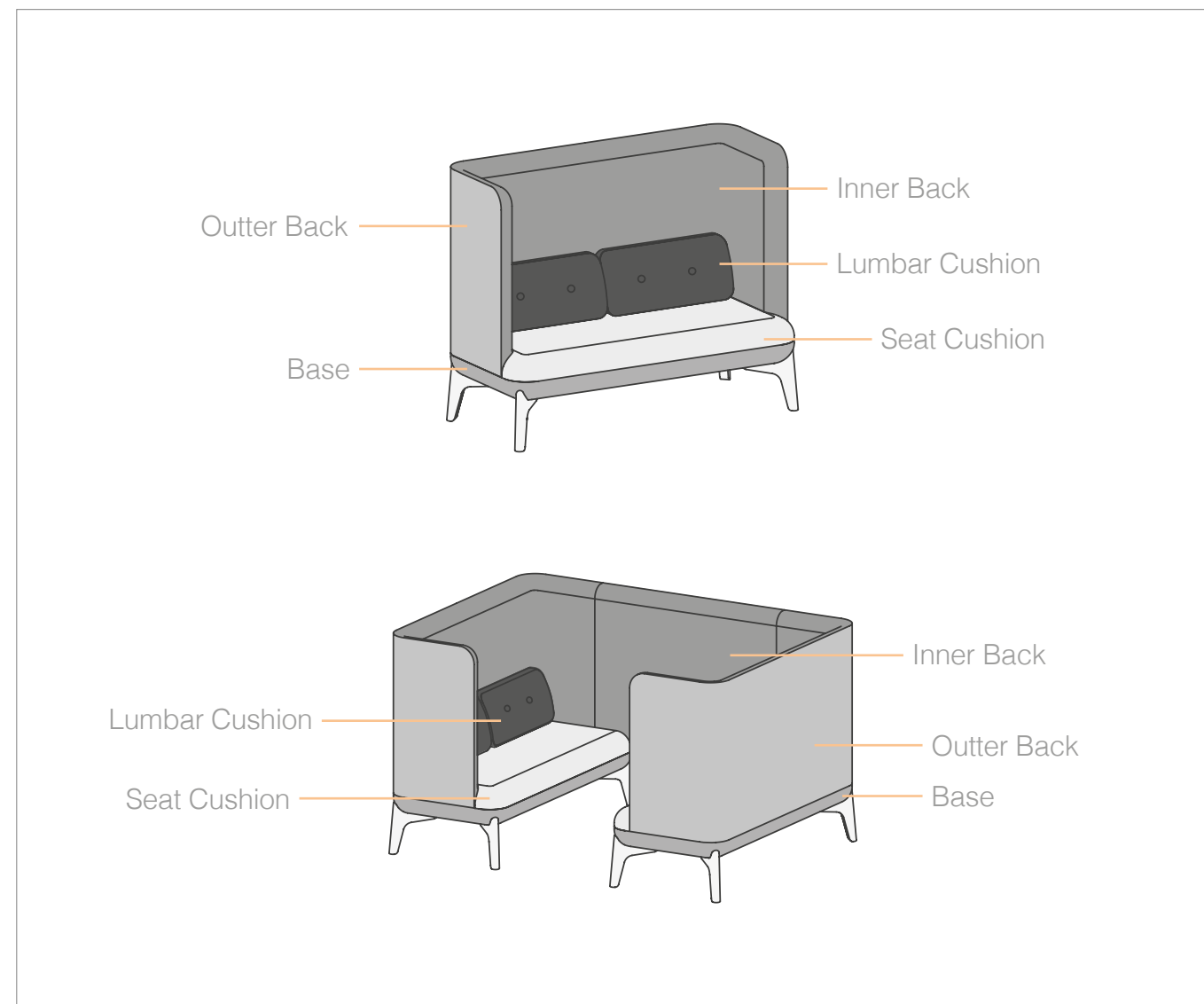
Two Tone Upholstery

When selecting this option the two fabrics should be from the same family.



Option 1 - Standard Upholstery

All fabrics or leathers provided they are from the same range or have very similar properties.



Option 2 - Inner/Outer Splits

All fabrics or leathers provided they are from the same range or have very similar properties.

Product Finishes

Oak Frame — Network Landscapes




Oak



Oak stained to Walnut



Oak stained to Beech



Oak stained to Black



Dark Distressed Oak

Table Tops (COZE-W03) — Melamine



Walnut



Grained Oak



Artisan Oak



Beech



Graphite




Grey



White

Armpads & Headrest



Highland Black



Highland Whisky



Cwtch

A low, midi & high back sofa system

orangebox

Product Description

Cwtch is a succinct sofa system available in low, midi and high back configurations, and designed to facilitate the creation of exciting, workable sociable clusters and landscapes of soft seating. The cool and elegant Cwtch sofa makes a dynamic architectural statement:

Cwtch Low can be configured with straight and curved corner sections, and with a linking dock unit with power/data connectivity and a small worktable.

Cwtch Midi has a more linear and square aesthetic than the low unit. Its three or four seat sofas are enhanced with a back extension, offering additional specification and finishes choice. Midi, like the rest of the Cwtch range, can be complemented with medium or large scatter cushions. An elegant low bench unit offers further space planning and layout choice, as does the complementary range of Cwtch tabling.

Cwtch High has become a key Orangebox product thanks to its ability to easily create working privacy within even the largest open plan spaces. The fact that Cwtch High is fully upholstered creates opportunities to visually enrich any interior space through texture and colour blocking.

Cwtch Media is an enclosed, semi-private working booth. Configurable as a 1+1 unit, a 2+2 unit or a 3+3 unit, it can be specified with power/data capability and also with a large format monitor mounted onto the fixed upholstered panel.

Cwtch has a cast aluminum leg available in the standard Orangebox finishes and Cwtch High has an addition solid wood leg option also available in our standard fabrics.

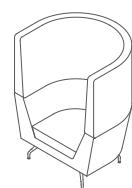


Image CWTCH-01 HB

Product Range

CWTCH-01 HB

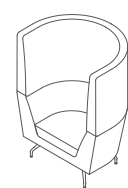
Single seater lounge sofa



H1360 [H54]
W1050 [W41] D830 [D33]
SH425 [SH17] SD580 [SD23]

CWTCH-07 HB

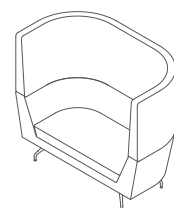
Single seater work



H1360 [H54]
W1050 [W41] D745 [D29]
SH425 [SH17] SD490 [SD19]

CWTCH-02 HB

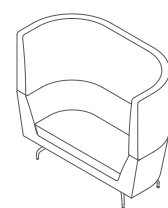
Two seater lounge sofa



H1360 [H54]
W1620 [W64] D830 [D33]
SH425 [SH17] SD580 [SD23]

CWTCH-08 HB

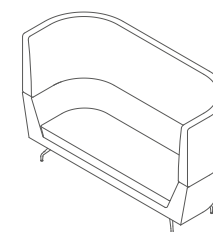
Two seater work



H1360 [H54]
W1620 [W64] D745 [D29]
SH425 [SH17] SD490 [SD19]

CWTCH-03 HB

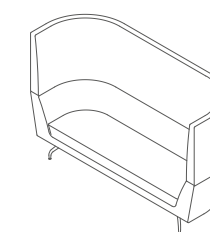
Three seater lounge sofa



H1360 [H54]
W2200 [W87] D830 [D33]
SH425 [SH17] SD580 [SD23]

CWTCH-09 HB

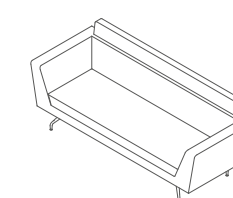
Three seater work



H1360 [H54]
W2200 [W87] D745 [D29]
SH425 [SH17] SD490 [SD19]

CWTCH-13 MB

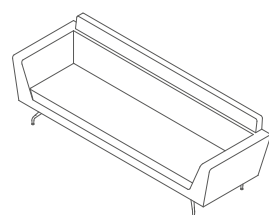
Three seater lounge sofa with angled arms



H830 [H33]
W2200 [W87] D820 [D32]
SH425 [SH17] SD580 [SD23]

CWTCH-14 MB

Four seater lounge sofa with angled arms



H830 [H33]
W2640 [W104] D820 [D32]
SH425 [SH17] SD580 [SD23]

CWTCH-21 LB

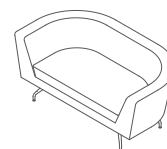
Single seater lounge sofa with curved arms



H680 [H27]
W1050 [W41] D820 [D32]
SH425 [SH17] SD580 [SD23]

CWTCH-22 LB

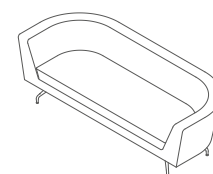
Two seater lounge sofa with curved arms



H680 [H27]
W1400 [W55] D820 [D32]
SH425 [SH17] SD580 [SD23]

CWTCH-23 LB

Three seater lounge sofa with curved arms



H680 [H27]
W2200 [W87] D820 [D32]
SH425 [SH17] SD580 [SD23]

CWTCH-24 LB

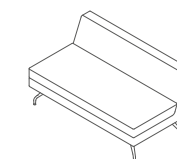
Single lounge sofa unit



H680 [H27]
W700 [W28] D820 [D32]
SH425 [SH17] SD580 [SD23]

CWTCH-25 LB

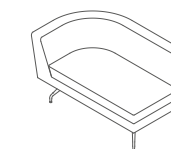
Two seater lounge double back



H680 [H27]
W1400 [W55] D820 [D32]
SH425 [SH17] SD580 [SD23]

CWTCH-26 LB

Two seater lounge sofa with curved right arm



H680 [H27]
W1370 [W54] D820 [D32]
SH425 [SH17] SD580 [SD23]

mm["]

SH - Seat Height — SD - Seat Depth

Product Range

CWTCH-27 RB

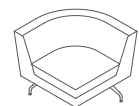
Two seater lounge sofa with curved right arm



H680 [H27]
W1370 [W54] D820 [D32]
SH425 [SH17] SD580 [SD23]

CWTCH-28 LB

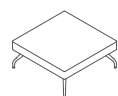
Single seater lounge corner unit with curved back



H680 [H27]
W820 [W32] D820 [D32]
SH425 [SH17] SD580 [SD23]

CWTCH-31 BE

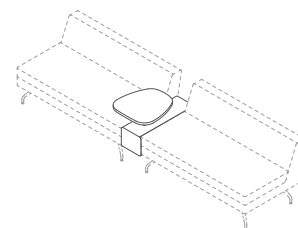
Single seater lower bench unit



H300 [H12]
W700 [W28] D700 [D28]

CWTCH-41 DC

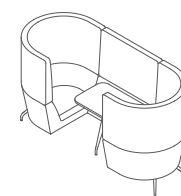
Linking dock unit



H230 [H9]
W265 [W10] D780 [D31]

CWTCH-57 HB

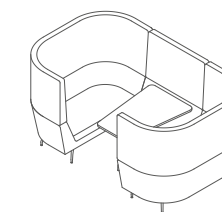
2 Seater work screened unit with fixed screen table - 550W x 550D x 670H



H1360 [H54]
W1050 [W41] D2220 [D87]
SH425 [SH17] SD490 [SD19]

CWTCH-58 HB

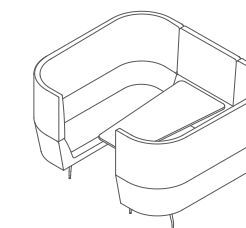
4 Seater work screened unit with fixed screen table - 800W x 1100D x 670H



H1360 [H54]
W1620 [W64] D2470 [D97]
SH425 [SH17] SD490 [SD19]

CWTCH-59 HB

6 Seater work screened unit with fixed screen table - 800W x 1600D x 670H



H1360 [H54]
W2200 [W87] D2470 [D97]
SH425 [SH17] SD490 [SD19]

CWTCH-44 T

800x 900mm Table



H670 [H26]
W800 [W31] D900 [D35]

CWTCH-45 T

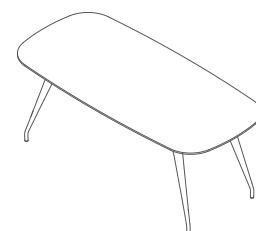
800 x 1100mm Table



H670 [H26]
W800 [W31] D1100 [D43]

CWTCH-46 T

800 x 1700mm Table



H670 [H26]
W800 [W31] D1700 [D67]

mm["]

SH - Seat Height — SD - Seat Depth

Product Specification - Seating

Standard Product Description

Feet: Adjustable steel feet, available in RAL 9006, Stone, Black or White.

Legs: Die-cast Aluminium available in RAL 9006, Stone, Black or White.

Frame: Hardwood and plywood frame with glued and screwed joints.

Foam: Vitafoam Reflex seat cushion, Reflex core on inside back with V33H topper, V33H on all parts of the base and high back extension.

Reveal Seam: Reveal Seam to match Seat as standard.

Without Linking: Available as standard on 13 MB, 14 MB, 21 LB, 22 LB, 23 LB.

Linking: 2 x Linking Plate and Connecting Pin as standard (24 LB, 25 LB, 26 LB, 27 LB, 28 LB).

Linking Dock Unit: This is only required if the writing tablet and/ power & data is ordered.

Tablet Support: Available as standard in RAL 9006, Stone or Black.

Scatter Cushions: 100% duck feather. Scatter cushions are available in standard group fabrics.

N.B Cwtch work has a shorted seat depth than the lounge version with additional lumbar support and a firmer seat cushion to enable a more upright seating position.

Optional Upcharges

Feet: Chrome feet available as an upcharge.

Legs: Polished Legs or Wooden Legs (Available in Oak, Oak stained to Black or Walnut).

Feet & Legs: Available in Gold, Taupe, Industrial Silver, Bronze or Chrome.

Reveal Seam: Reveal Seam in Blazer, Europost or Divina 3 as an upcharge.

Linking: 2 x Linking Plate and Connecting Pin available as an upcharge.

Upholstery: Internal/External Two Tone Upholstery.

Sofa Models - Option 1 - Standard Upholstery. Option 2 - Bespoke Internal / External Two Tone Upholstery (same fabric).

Media Dens - Option 1 - Standard Upholstery, option for alternative fabrics on each element. Option 2 - Bespoke Upholstery option for alternative colours on inner and out (same fabric different colours).

Power: Power options available.

Monitor: Tilting Monitor Bracket (TMB-01) available as an upcharge.

Product Certification

ETL Environmental VOC+ Product Certification

Conforms to the ANSI/ BIFMA Furniture Emissions Standards.

BS EN 1022:2005

Domestic Furniture - Determination of stability.

BS EN 15373:2007

Test Level 2.

Product Specification - Tables

Standard Product Description - Fixed Tables

Edge Detail: Chamfered Edge Detail.

Edge Finish: 2mm thick ABS lipping match to top colour.

Legs: Aluminium finished in RAL 9006, Black or Stone.

Adjustable feet: Steel finished in RAL 9006, Black or Stone.

Table Top Finishes:

Melamine – Walnut, Grained Oak, Artisan Oak, Beech, Graphite, White or Grey.

N.B Leg and glide finish will always match.

Standard Product Description - Tables

Edge Details:

Melamine Chamfered Edge.

Feet: Available in RAL 9006, Stone, Black or White.

Legs: Available in RAL 9006, Stone, Black or White.

Table Top Finishes:

Melamine – Walnut, Grained Oak, Artisan Oak, Beech, Graphite, White or Grey.

Optional Upcharges - Tables

Feet: Chrome feet available as an upcharge.

Legs: Polished Legs or Wooden Legs (Available in Oak, Oak stained to Black or Walnut).

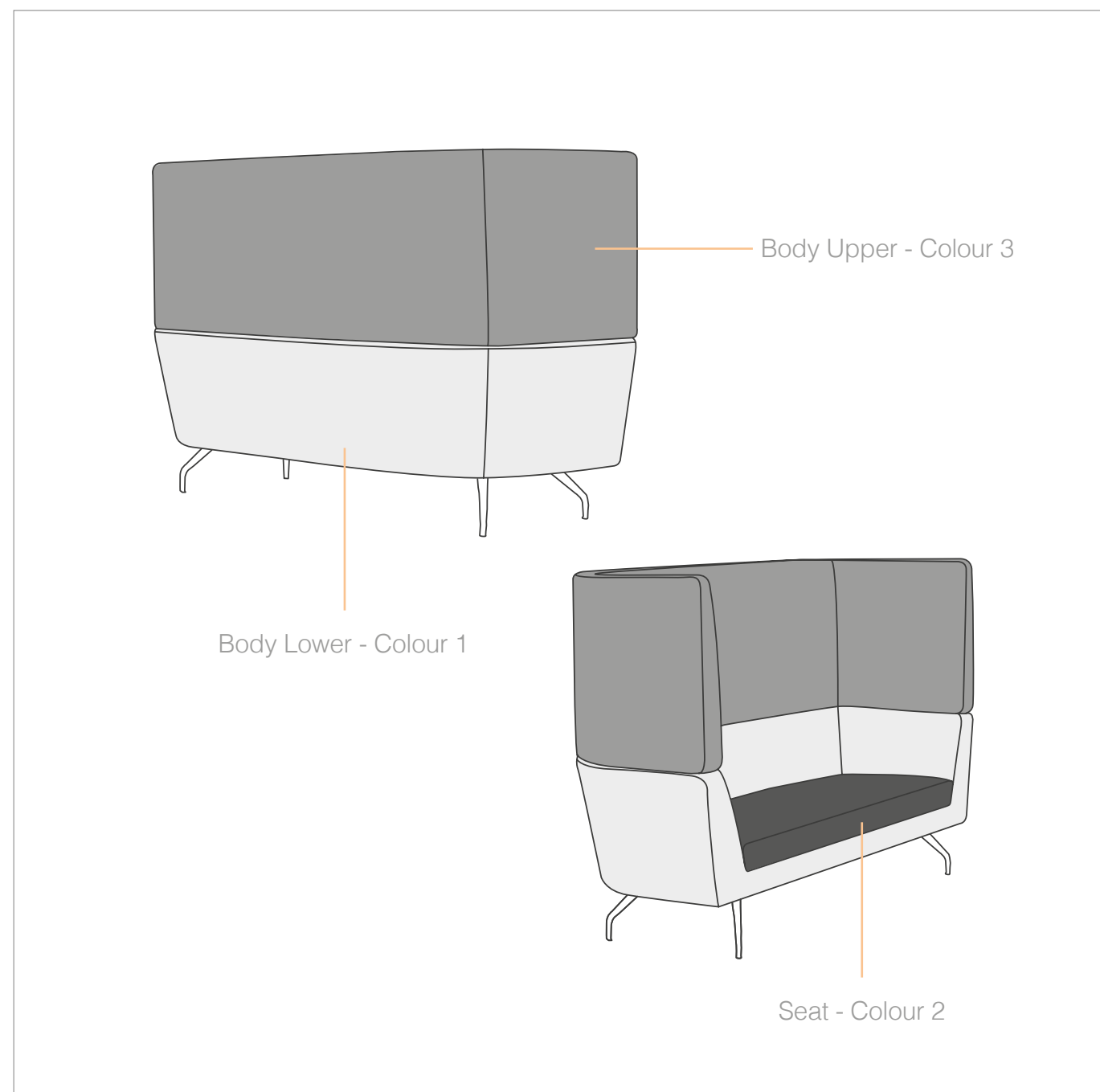
Feet & Legs: Available in Gold, Taupe, Industrial Silver, Bronze or Chrome.

Power: Power options available.

Fabric Selection - Sofa Models

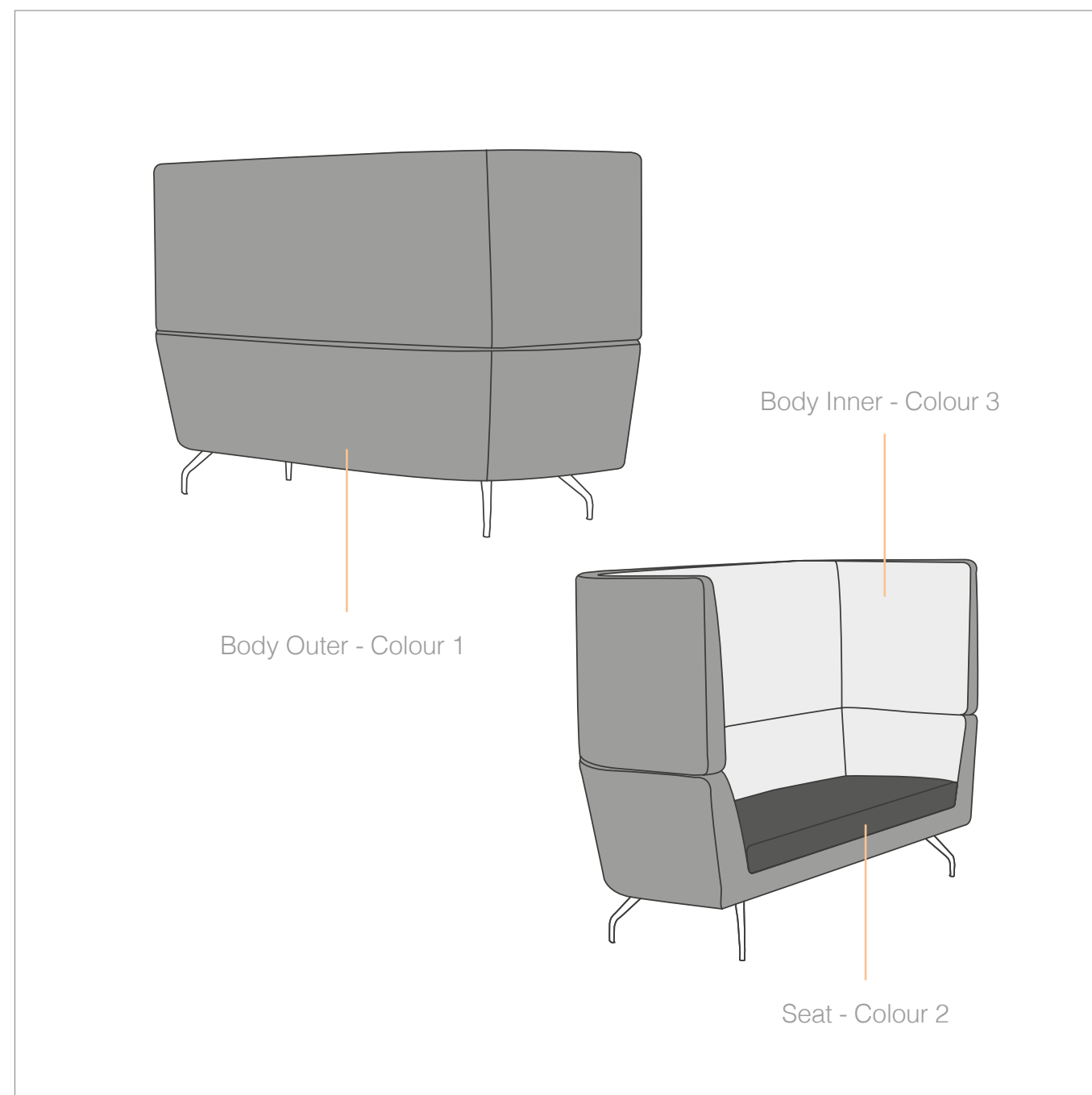
Option 1

Standard Upholstery.



Option 2

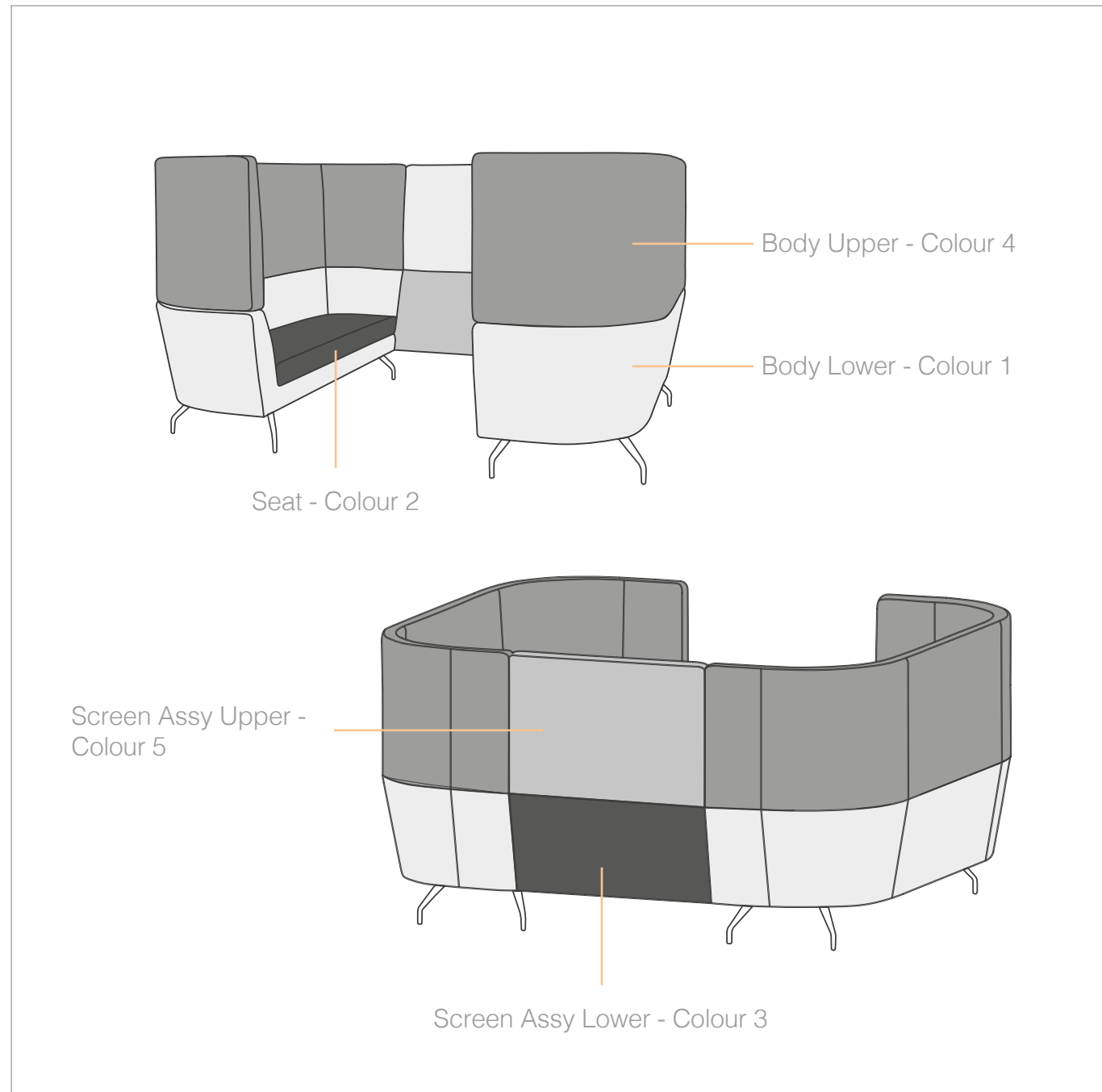
Bespoke Internal / External Two Tone Upholstery (Same Fabric).



Fabric Selection - Media Dens

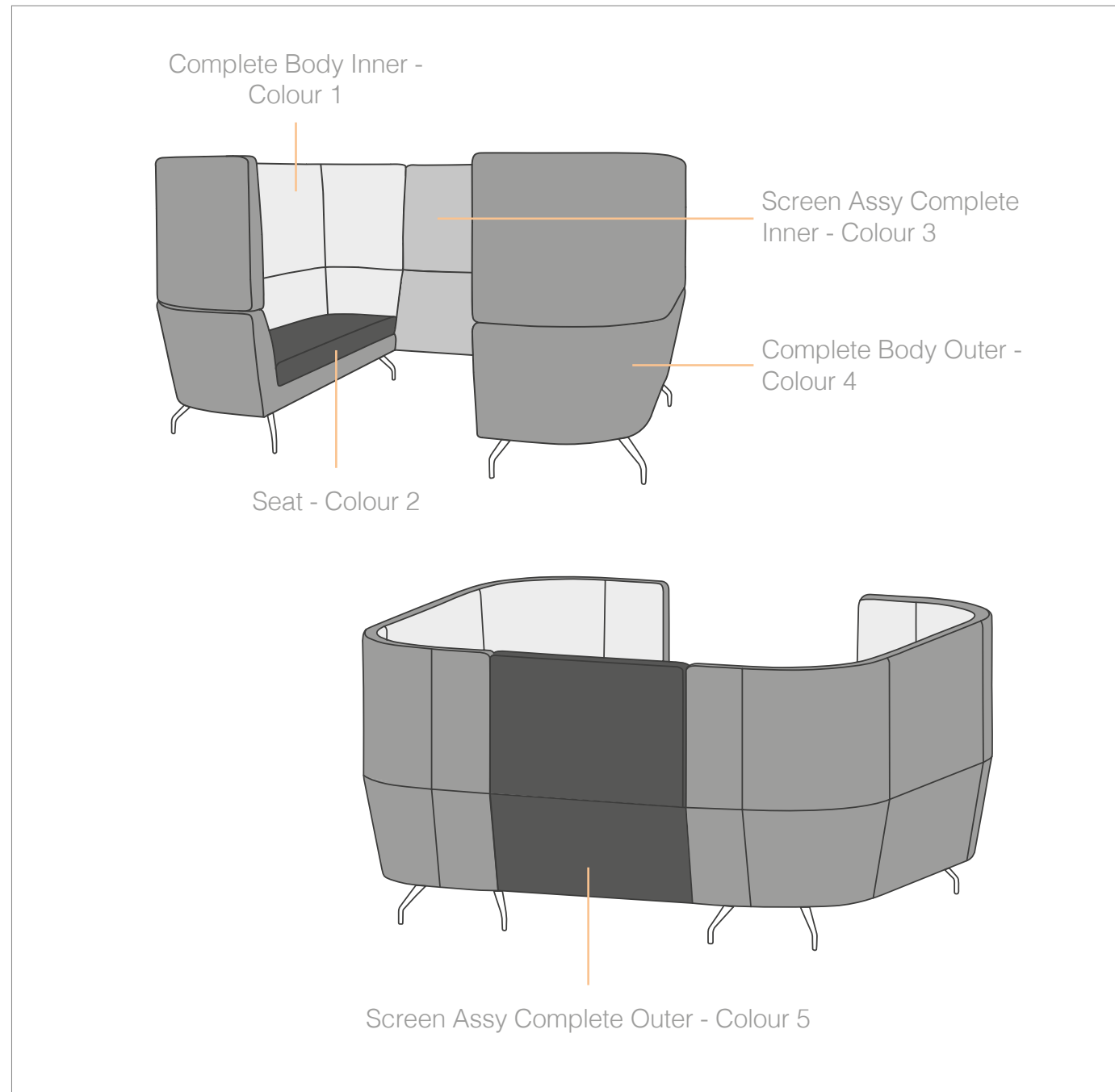
Option 1


Standard Upholstery, option or alternative fabrics on each element.



Option 2

Bespoke Upholstery option for alternative colours on inner and outer (same fabric different colours).

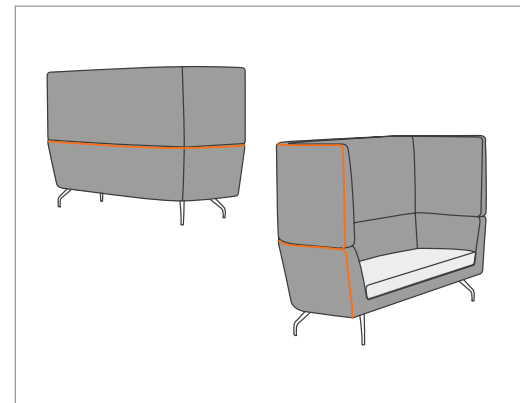
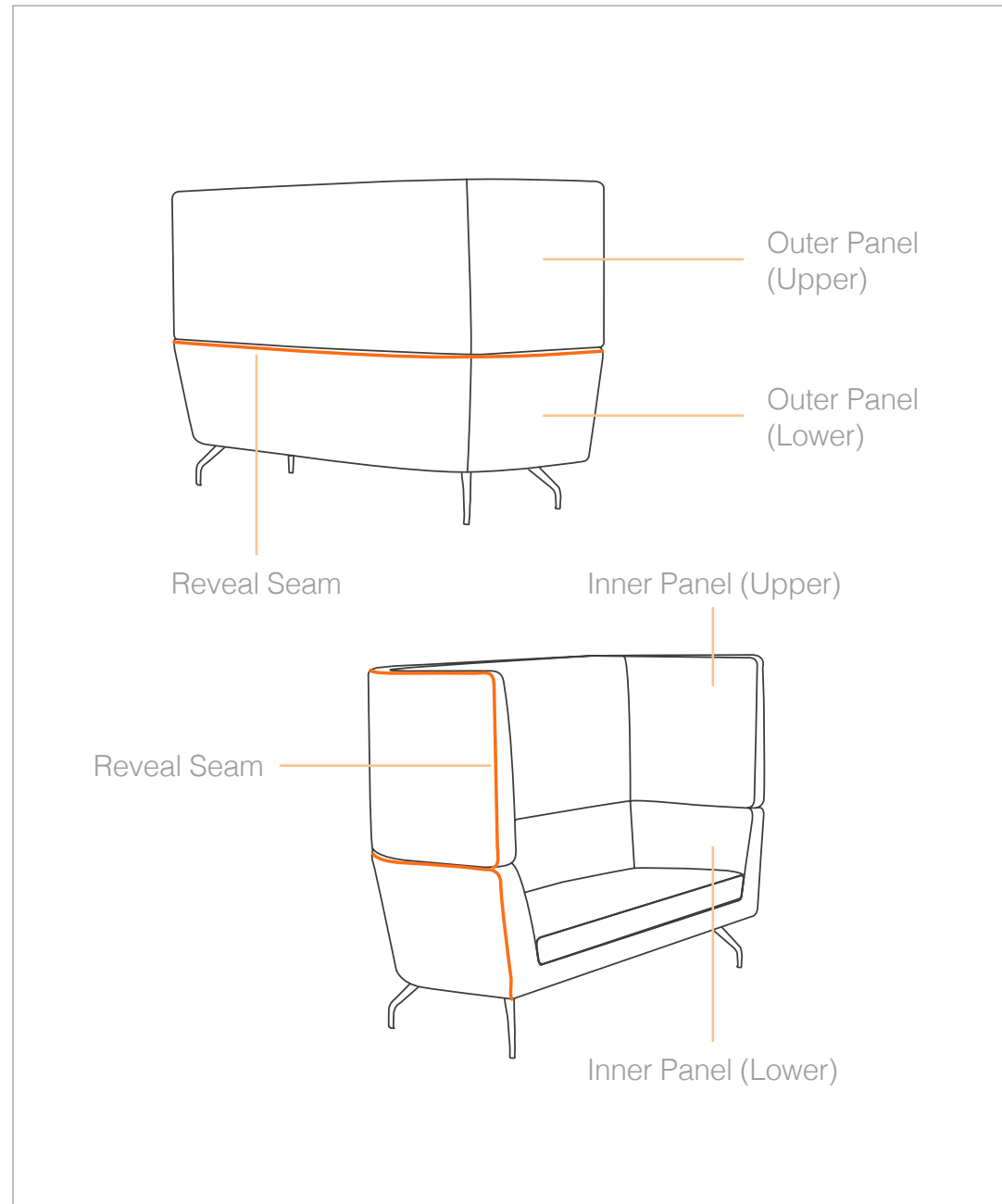




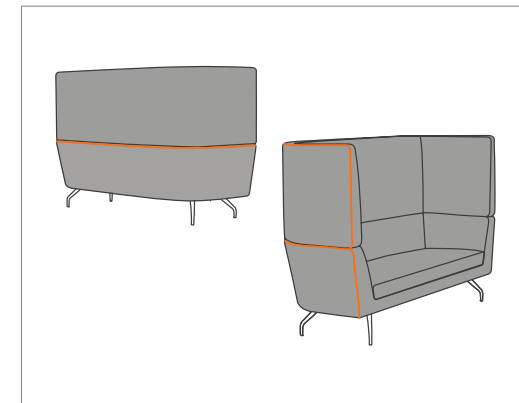
Fabric Selection - Reveal Seam

Camira Blazer
Kvadrat Divina 3
Gabriel Europost

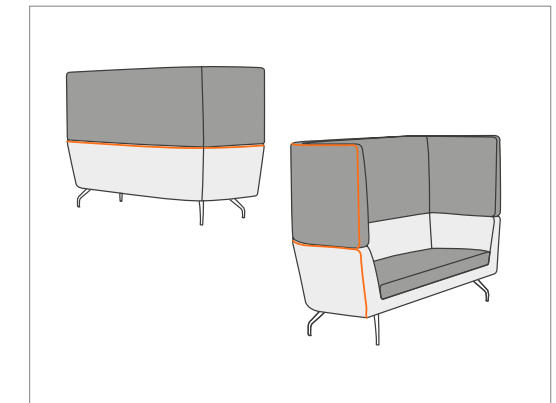
*Exception - when complete unit is in vinyl.



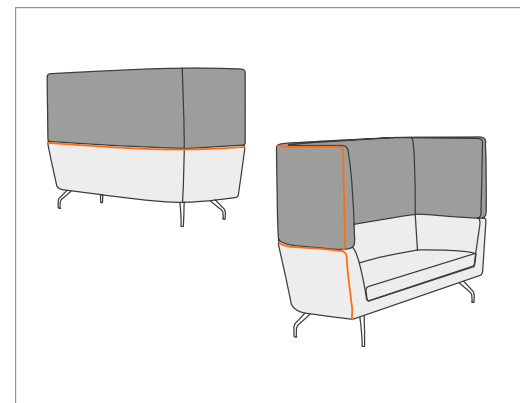
Standard Two Tone Offer
Reveal matches seat. (Excl. Vinyl)



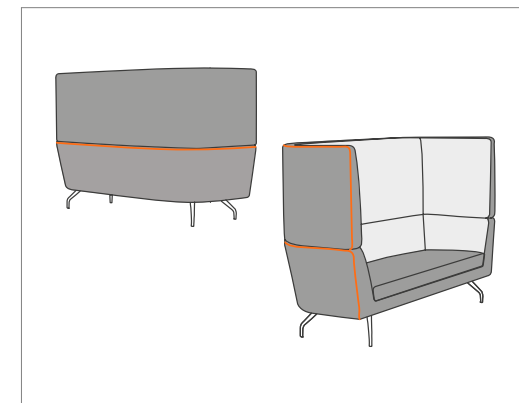
Standard Offer
All elements same colour - reveal matches seat.



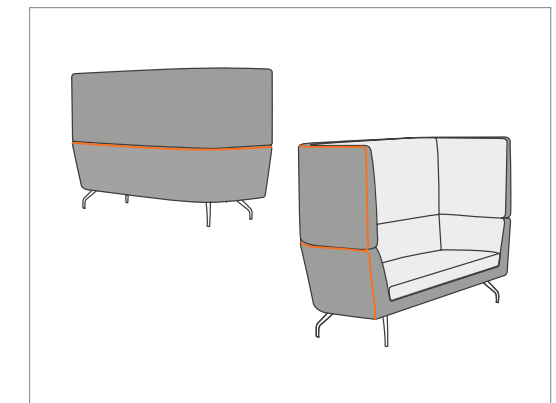
Seat, Upper Panels & Reveal Seam Match
Costed at higher fabric band.



Seat, Lower Panels & Reveal Seam Match
Costed at higher fabric band.



Inner & Outer Fabrics Must Be The Same Fabric
Reveal seam will match seat fabric (Excl. Vinyl).
N.B This incurs an additional upcharge (price on application).




Inner & Outer Fabrics Must Be The Same Fabric
Reveal seam will match seat fabric (Excl. Vinyl).
N.B This incurs an additional upcharge (price on application).

Product Finishes

Adjustable Feet & Legs



RAL 9006



Stone



Black



White



Chrome



Gold



Taupe



Industrial Silver



Bronze




Copper


Fixed Adjustable Feet & Legs



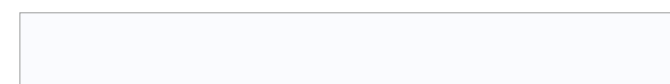
RAL 9006



Stone



Black



White



Chrome

Wood Legs — Network Landscapes



Oak



Oak stained to Walnut



Oak stained to Black

Product Finishes

Table Tops — Melamine



Walnut



Grained Oak



Artisan Oak



Beech



Graphite



Grey



White



Moss

A reinterpretation of the classic deckchair

orangebox

Product Description

Moss is a reinterpretation of the classic deckchair, and companion piece to the more upright Yolo.

Moss's refined level of recline and comfort is achieved with the help of generous seat and back cushions attached to the fully upholstered structural back, which is seamlessly connected to the top and bottom rails of the wooden frame.

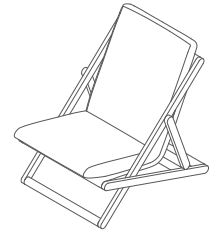


Image MOSS-01

Product Range

MOSS-01

Work chair



H867 [H34]
W642 [W25] D890 [D35]
SH430 [SH17] SD510 [SD20]

mm["]

SH - Seat Height — SD - Seat Depth

Product Specification

Standard Product Description

Frame: Oak frame as standard.

Optional Upcharges

Frame: Oak stained to Walnut, Beech, Black or Dark Distressed Oak.

Product Certification

ETL Environmental VOC+ Product Certification

Conforms to the ANSI/ BIFMA Furniture Emissions Standards.

BS EN 16139:2013

Test Level 1 - Strength durability and Safety - Requirements for non-domestic seating.

Product Finishes

Oak Frame — Network Landscapes




Oak



Oak stained to Walnut



Oak stained to Beech



Oak stained to Black



Dark Distressed Oak



Peeps

A reworking of a classic 1970s sofa

orangebox

Product Description


Peeps reworks the classic 1970s sofa, giving it a contemporary twist.

Available as an armchair, two-seat or three-seat sofa, Peeps is constructed on a traditional wood frame, with shaped and applied foam upholstery. A simple and elegant upholstery line defines the back, meaning it works equally well in a plain fabric and in a more exuberant print.




Product Range

PEEPS-01
Armchair




H740 [H29]
W880 [W35] D750 [D30]
SH390 [SH15] SD530 [SD21]

PEEPS-02
2 Seater sofa



H740 [H29]
W1560 [W61] D750 [D30]
SH390 [SH15] SD530 [SD21]

PEEPS-03
3 Seater Sofa



H740 [H29]
W2190 [W86] D750 [D30]
SH390 [SH15] SD530 [SD21]

Product Specification

Standard Product Description

Frame: Oak frame as standard.

Optional Upcharges

Frame: Oak stained to Walnut, Beech, Black or Dark Distressed Oak.

Upholstery: Two tone upholstery available.

Product Certification

ETL Environmental VOC+ Product Certification

Conforms to the ANSI/ BIFMA Furniture Emissions Standards.

BS EN 16139:2013

Test Level 1 - Strength durability and Safety - Requirements for non-domestic seating.

Product Finishes

Oak Frame — Network Landscapes




Oak



Oak stained to Walnut



Oak stained to Beech



Oak stained to Black



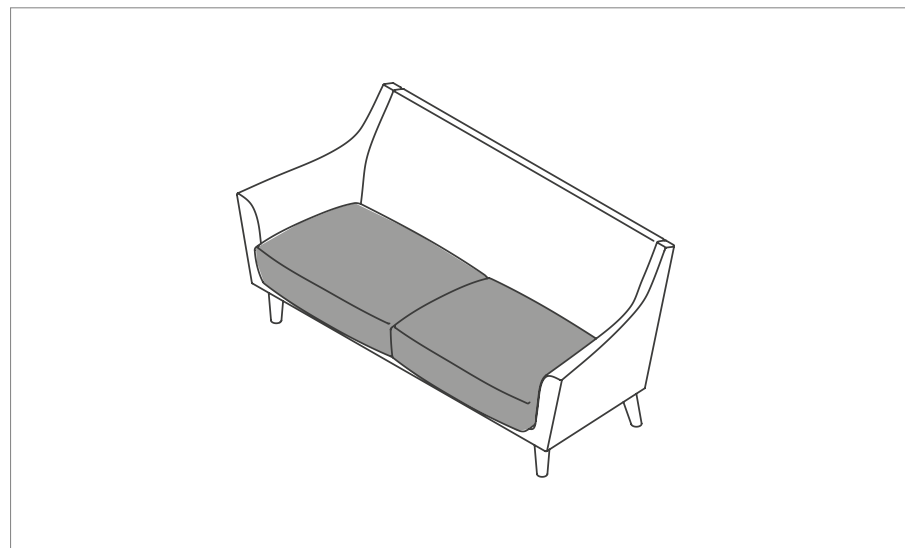
Dark Distressed Oak

Fabric Selection

Two Tone Upholstery

When selecting this option the two fabrics should be from the same family.

Seat and back can be different fabrics or leathers.





Fielding Worktables

Enjoying being different

orangebox

Product Description

Fielding worktables and café height tables come in seventeen different designs and can accommodate from four to eight people. Seven of the Fielding worktables feature split, two level tops and another four feature single tops, while at café height there are two tables of each type.

Every Fielding table features a generous, fabric-covered hollow structure under the worktop, designed to be positioned over standard raised floor boxes and accommodate abundant power and data cabling, as well as additional technology. A concealed panel door allows air to circulate inside the structure and provides secure access to the technology.

Set at a tangent to the hollow structure is a slender frame made of square steel tubing: this structural frame – which features concealed adjustable feet – adds architectural interest, and provides users with generous leg space.

Both split top and single top Fielding tables offer a range of standard Orangebox on-top power/data units. And, like the BAE tables, they also offer lift-off circular disc lids allowing ample below-top power boxes and the option to specify our unique Pablo LED table light.

Two single top media tables, for four or six people, can be specified with a structural tower that either houses additional technology, accessed via a large secure panel door, or features an open coat and bag storage space, with technology stored securely in the hollow structure below the worktop. Both options feature standard structural brackets for large monitors.

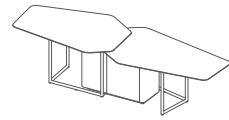
Fielding tabletops can be specified in a wealth of finishes, including a wide selection of colour laminates, seven new metallic metal finishes, refined wood laminates, and decorative graphic patterns unique to Orangebox.

Fielding worktables offer a richer, more vibrant and joyful diversity of work settings, each of which is highly practical, designed to support more focused, productive work. The table architecture and top shapes have been expressly designed to reflect the diversity and vibrancy of the contemporary office and its workforce – taking Fielding tables as far away from conventional tables as it's possible to go.



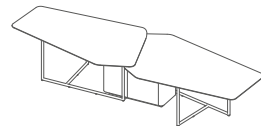
Product Range

FIELDING-01
Long stop medium



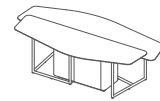
H750 [H30]
TH750 & 710 [TH30 & 28]
W3000 [W118]
D1025 [D41]

FIELDING-02
Long stop large



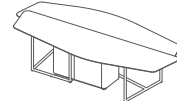
H750 [H30]
TH750 & 710 [TH30 & 28]
W3815 [W150]
D1320 [D52]

FIELDING-03
Fly slip medium



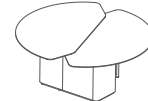
H750 [H30]
TH750 & 710 [TH30 & 28]
W2500 [W98]
D1285 [D51]

FIELDING-04
Fly slip large



H750 [H30]
TH750 & 710 [TH30 & 28]
W2870 [W113]
D1470 [D58]

FIELDING-05
Short leg small



H750 [H30]
TH750 & 710 [TH30 & 28]
W1800 [W71]
D1765 [D71]

FIELDING-06
Short leg medium



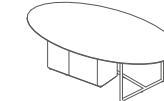
H750 [H30]
TH750 & 710 [TH30 & 28]
W2000 [W78]
D1970 [D78]

FIELDING-07
Short leg large



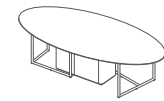
H750 [H30]
TH750 & 710 [TH30 & 28]
W2380 [W109]
D2360 [D109]

FIELDING-08
Mid-off medium



H750 [H30] TH750
[TH30]
W2400 [W93]
D1280 [D50]

FIELDING-09
Mid-off large



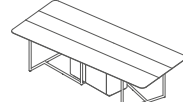
H750 [H30] TH750
[TH30]
W2770 [W109]
D1280 [D50]

FIELDING-10
Cover medium



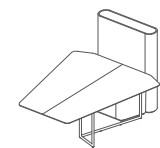
H750 [H30]
TH750 [TH30]
W2200 [W87]
D1200 [D47]

FIELDING-11
Cover large



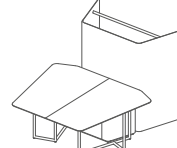
H750 [H30]
TH750 [TH30]
W2770 [W109]
D1400 [D55]

FIELDING-12
Third man large



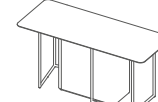
H1500 [H59]
TH750 [TH30]
W1800 [W71]
D2260 [D89]

FIELDING-13
Third man small



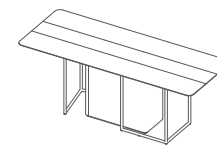
H1500 [H59]
TH750 [TH30]
W1800 [W71]
D2225 [D87]

FIELDING-14
Deep square leg medium



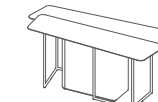
H1050 [H41]
TH1050 [TH41]
W2220 [W87]
D900 [D35]

FIELDING-15
Deep square leg large



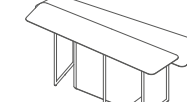
H1050 [H41]
TH1050 [TH41]
W2770 [W87]
D1100 [D35]

FIELDING-16
Long leg medium



H1090 [H43]
TH1090 & 1050 [TH43 & 41]
W2450 [W96]
D1200 [D47]

FIELDING-17
Long leg large



H1090 [H43]
TH1090 & 1050 [TH43 & 41]
W2760 [W109]
D1295 [D1295]

Product Specification

Standard Product Description

Legs: Metal legs in Black, White, Gold, Taupe, Industrial Silver, Bronze or Copper.

Monitor: Universal monitor bracket to be supplied as standard (12 & 13).

Table Top Finishes:

Laminate: White Fleetwood, Natural Davos, Grey Arizona, Tobacco Charleston or Grey Bardolino.

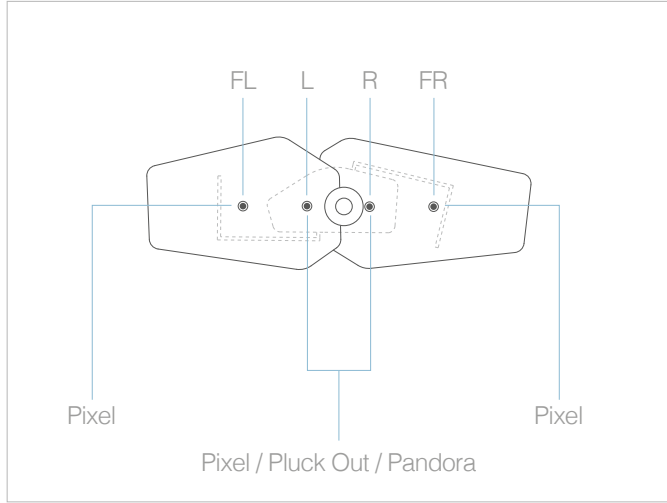
Optional Upcharges

Power: Power options available. Round Pluckout Hatch available. Upcharges for Models with Power.

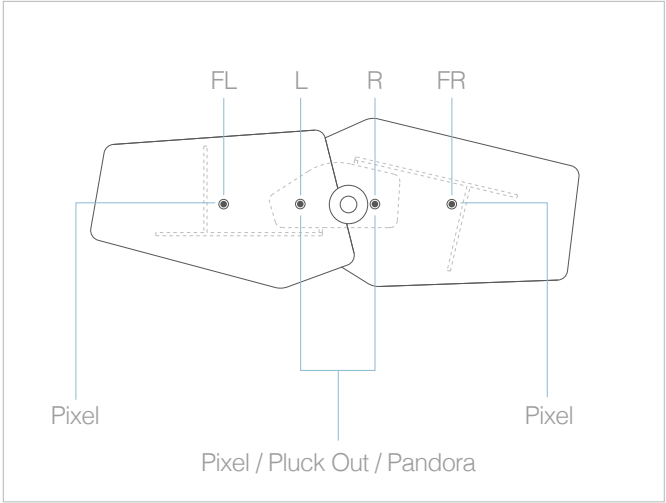
Top Power: Top Power options available.

Lighting: Pablo Circa Lamp available as an upcharge.

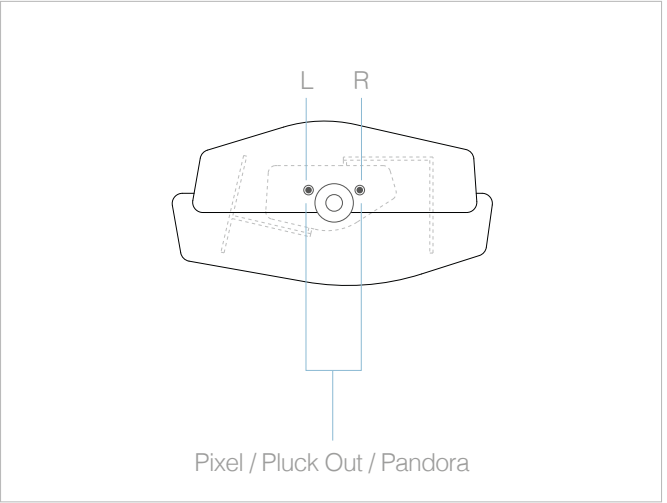
Power & Lighting Option Upcharges



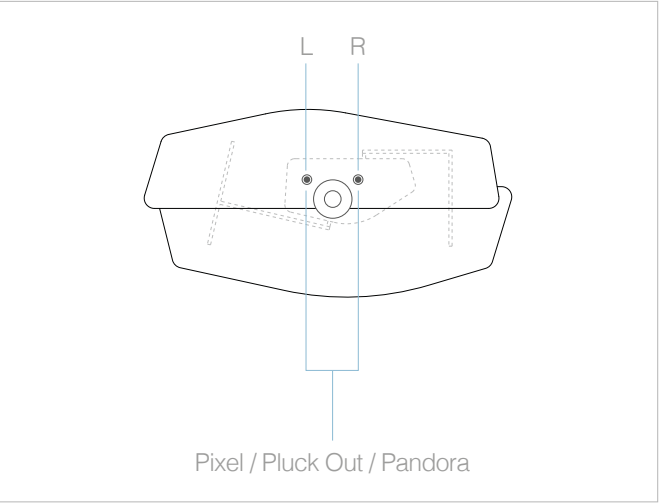
FIELDING-01



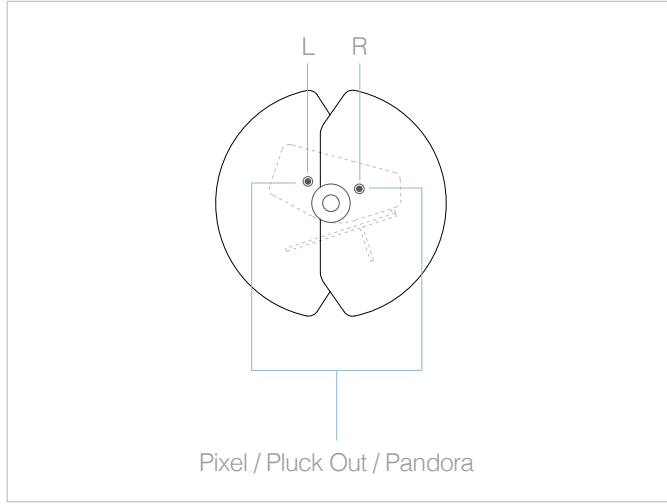
FIELDING-02



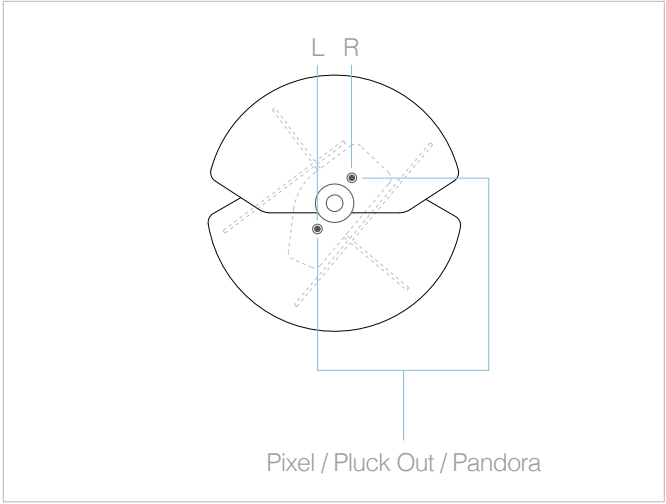
FIELDING-03



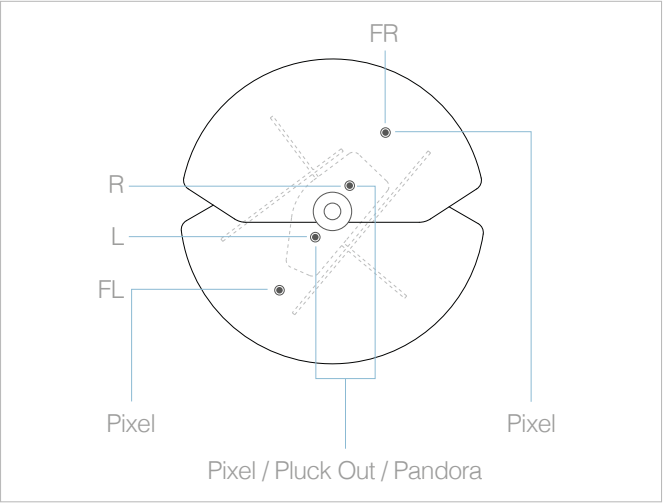
FIELDING-04



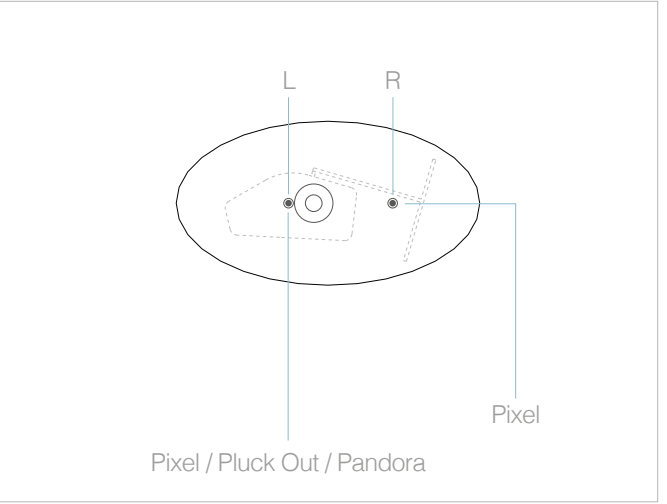
FIELDING-05



FIELDING-06



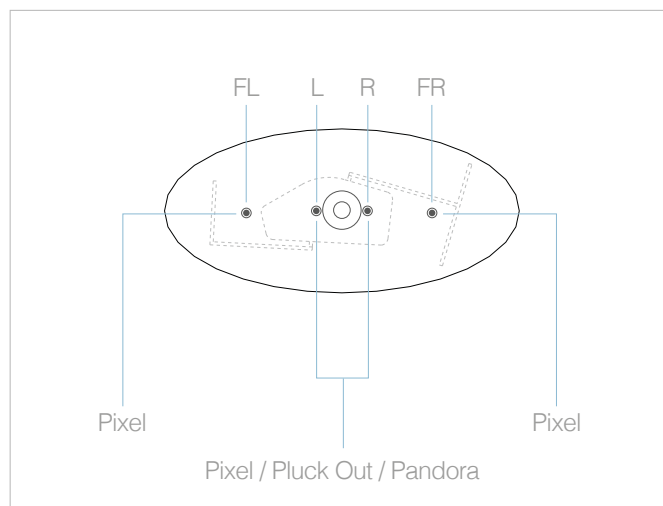
FIELDING-07



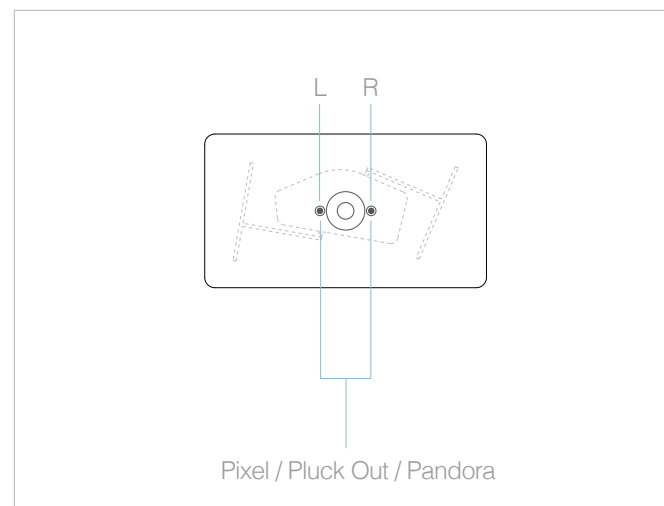
FIELDING-08

FL Far Left Power Unit L Left Power Unit C Central Power Unit ○ Pablo Lighting Location
 FR Far Right Power Unit R Right Power Unit ● Power Unit Location

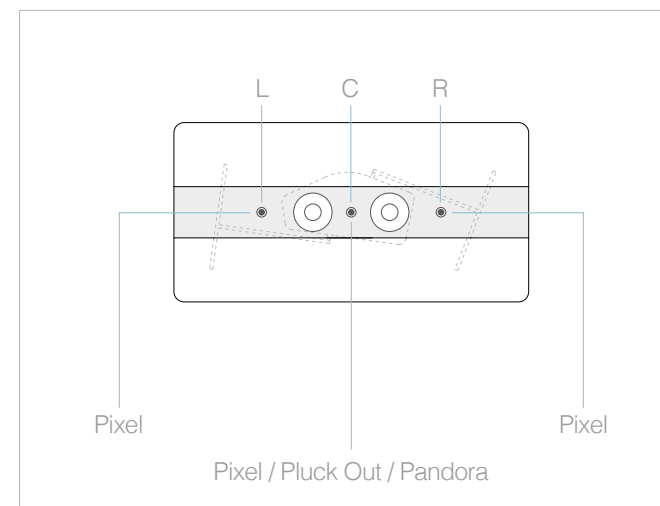
Power & Lighting Option Upcharges



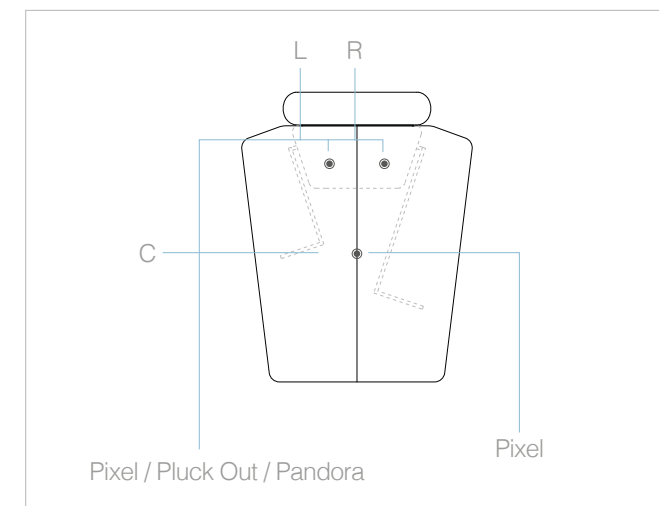
FIELDING-09



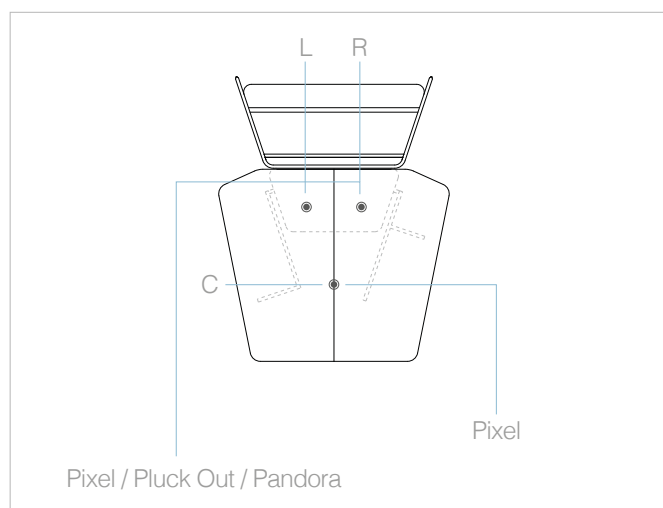
FIELDING-10



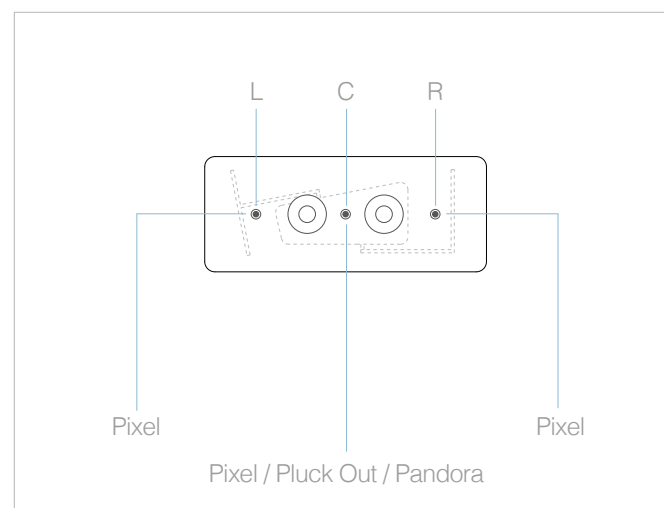
FIELDING-11



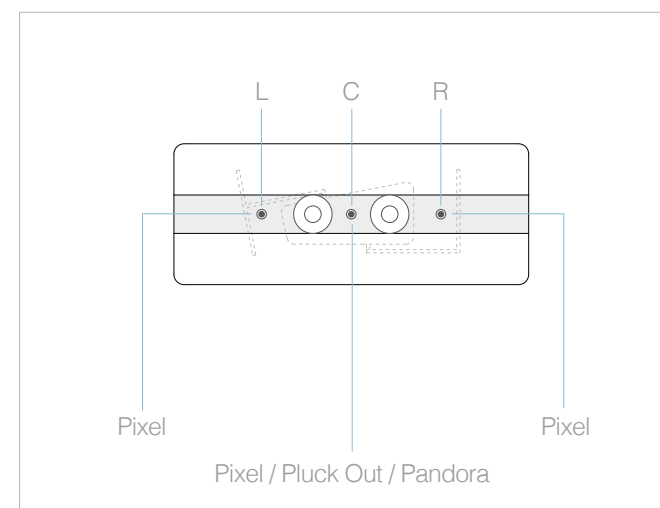
FIELDING-12



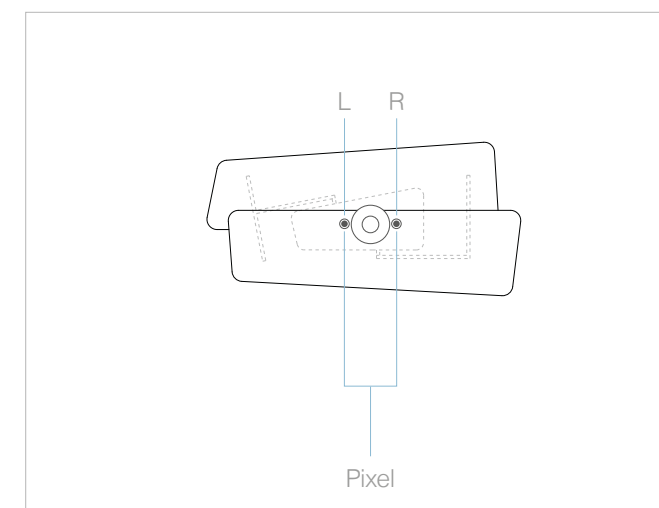
FIELDING-13



FIELDING-14



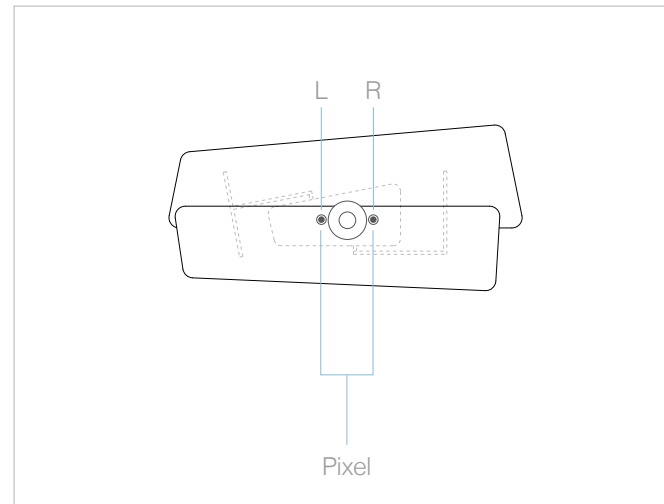
FIELDING-15



FIELDING-16

FL Far Left Power Unit L Left Power Unit C Central Power Unit ○ Pablo Lighting Location
 FR Far Right Power Unit R Right Power Unit ● Power Unit Location

Power & Lighting Option Upcharges



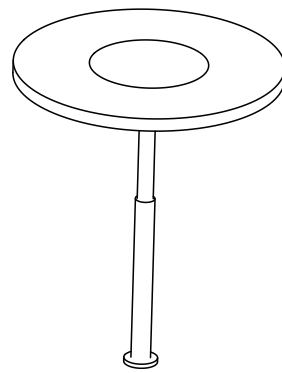
FIELDING-17

- FL Far Left Power Unit L Left Power Unit C Central Power Unit ○ Pablo Lighting Location
FR Far Right Power Unit R Right Power Unit ● Power Unit Location

Power Options



Pluck Out



Pablo Lighting



Pandora




Pixel

Product Finishes

Legs



Black



White



Gold



Taupe



Industrial Silver



Bronze



Copper

Table Tops — Laminate



White Fleetwood



Natural Davos



Grey Arizona



Tobacco Charleston



Grey Bardolino



BAE

Ideal in workspaces where the collaborative is as important as the personal

orangebox

Product Description

Designed for eight to twenty people, BAE worktables are ideal in workspaces where the collaborative is as important as the personal; the casual valued above formality.

Made from solid industrial oak, the worktables have MDF tops that can be specified in a choice of five industrial oak laminates, from light to dark, and seven monochrome colours, from white to black – all with a solid oak edge. The tops overhang the structure to avoid generous free leg space and allow two people between each leg, with an additional two people at each end, either in line or at right angles along the short end of the table.

Each top can be specified as a single material or as a three-way split to encourage a more personal demarcation of the worktop. Each of its three planks can also be specified individually from the oak or coloured laminate ranges, or, similarly, by combining finishes from the melamine range. The industrial aesthetic of BAE can be enhanced with the option of expressing the solid oak leg through the worktop.

BAE worktables can be specified with either an LED task light liner separating the two sides of the table, and positioned and dimensioned to offer seated users visual privacy at eye height, or the adjustable circular Pablo LED task light. Both lights have on/off switches.

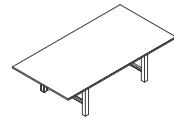
Power/data is available via on-top socket units or within below-top power boxes accessed via lift-off circular disc lids. As with the original Yawl tables, these worktables are available in our standard oak finishes – light, natural, dark oak or black – and their modular construction allows them to be easily on site assembled.



Image BAE-02

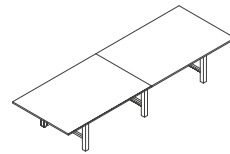
Product Range

BAE-01
Plain single Bay



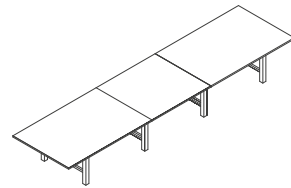
H730 [H29]
W2700 [W106] D1400 [D55]

BAE-02
Plain double Bay



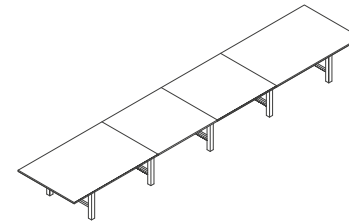
H730 [H29]
W4180 [W165] D1400 [D55]

BAE-03
Plain triple Bay



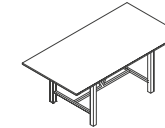
H730 [H29]
W5660 [W223] D1400 [D55]

BAE-04
Plain quadruple Bay



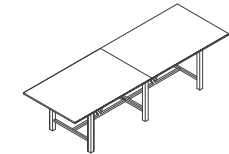
H730 [H29]
W7140 [W281] D1400 [D55]

BAE-05
Plain single Bay



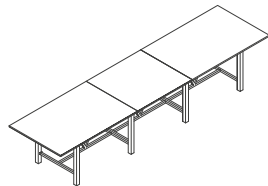
H1070 [H42]
W2700 [W106] D1400 [D55]

BAE-06
Plain double Bay



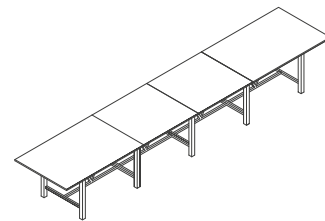
H1070 [H42]
W4180 [W165] D1400 [D55]

BAE-07
Plain triple Bay



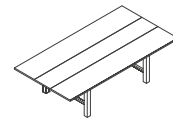
H1070 [H42]
W5660 [W223] D1400 [D55]

BAE-08
Plain quadruple Bay



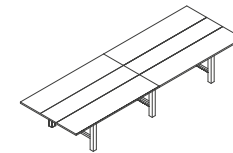
H1070 [H42]
W7140 [W281] D1400 [D55]

BAE-09
Runway single Bay



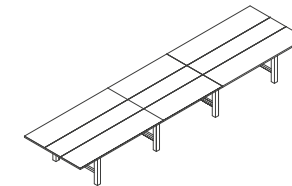
H730 [H29]
W2700 [W106] D1400 [D55]

BAE-10
Runway double Bay



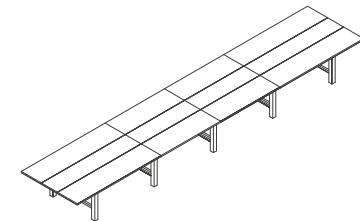
H730 [H29]
W4180 [W165] D1400 [D55]

BAE-11
Runway triple Bay



H730 [H29]
W5660 [W223] D1400 [D55]

BAE-12
Runway quadruple Bay



H730 [H29]
W7140 [W281] D1400 [D55]

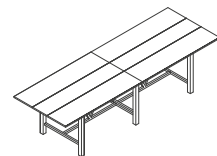
Product Range

BAE-13
Runway single Bay



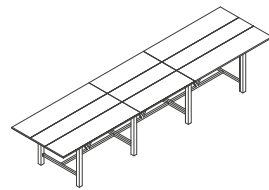
H1070 [H42]
W2700 [W106] D1400 [D55]

BAE-14
Runway double Bay



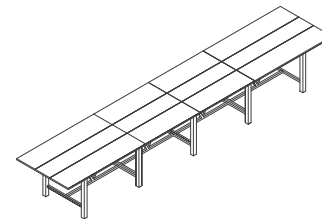
H1070 [H42]
W4180 [W165] D1400 [D55]

BAE-15
Runway triple Bay



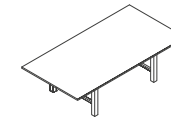
H1070 [H42]
W5660 [W223] D1400 [D55]

BAE-16
Runway quadruple Bay



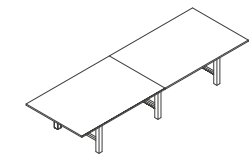
H1070 [H42]
W7140 [W281] D1400 [D55]

BAE-17
Plain single Bay



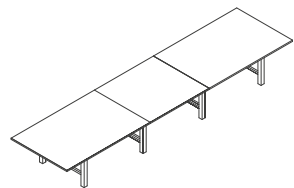
H730 [H29]
W2700 [W106] D1400 [D55]

BAE-18
Plain double Bay



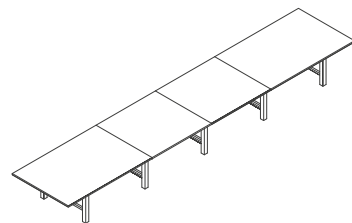
H730 [H29]
W4180 [W165] D1200 [D47]

BAE-19
Plain triple Bay




H730 [H29]
W5660 [W223] D1200 [D47]

BAE-20
Plain quadruple Bay



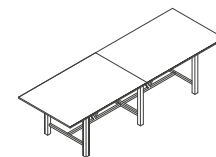
H730 [H29]
W7140 [W281] D1200 [D47]

BAE-21
Plain single Bay



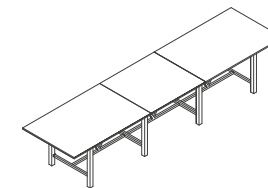
H1070 [H42]
W2700 [W106] D1200 [D47]

BAE-22
Plain double Bay



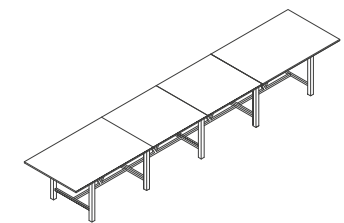
H1070 [H42]
W4180 [W165] D1200 [D47]

BAE-23
Plain triple Bay



H1070 [H42]
W5660 [W223] D1200 [D47]

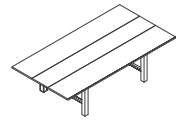
BAE-24
Plain quadruple Bay



H1070 [H42]
W7140 [W281] D1200 [D47]

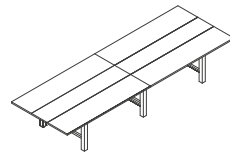
Product Range

BAE-25
Runway single Bay



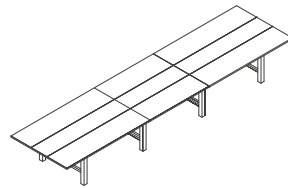
H730 [H29]
W2700 [W106] D1200 [D47]

BAE-26
Runway double Bay



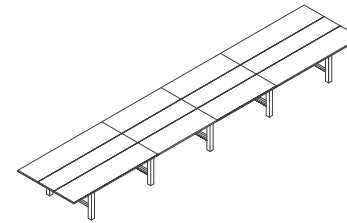
H730 [H29]
W4180 [W165] D1200 [D47]

BAE-27
Runway triple Bay



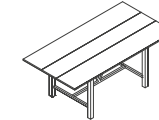
H730 [H29]
W5660 [W223] D1200 [D47]

BAE-28
Runway quadruple Bay



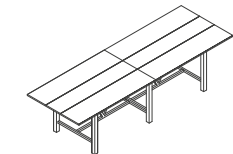
H730 [H29]
W7140 [W281] D1200 [D47]

BAE-29
Runway single Bay



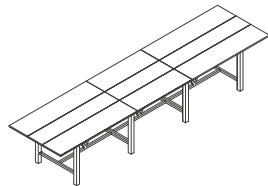
H1070 [H42]
W2700 [W106] D1200 [D47]

BAE-30
Runway double Bay



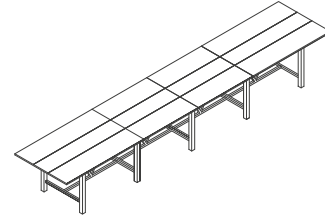
H1070 [H42]
W4180 [W165] D1200 [D47]

BAE-31
Runway triple Bay



H1070 [H42]
W5660 [W223] D1200 [D47]

BAE-32
Runway quadruple Bay



H1070 [H42]
W7140 [W281] D1200 [D47]

Product Specification

Standard Product Description

Height: 730mm or 1070mm.

Width: Ranging from 2700mm to 7140mm.

Frame: Oak frame as standard.

Top Options: Laminate Runway Top, Plain Fenix, Laminate Plain Split Top.

Table Top Finishes:

Laminate Fenix – 2630 Pimobo Doha, 0720 Negro Ingo, 0724 Grigio Bromo, 0718 Grigio Londra, 2638 Titanio Doha, 0725 Grigio Efeso, 0030 Bianco Alaska.

Laminate Younique® – Modernist 1, Modernist 2, Floral, Leaf, Line Animals 2 or Houndstooth 2.

Please Note: Site survey is required for Plain Split Top Finish. Table edging will always match specified base colour.

Optional Upcharges

Frame: Oak stained to Walnut, Black or Dark Distressed Oak.

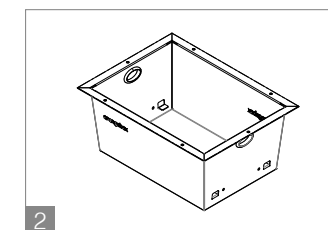
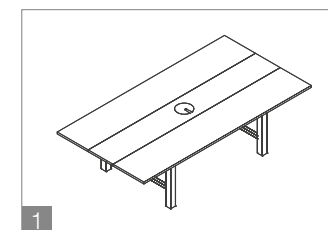
Power: Power box (empty) and Top Power options available as an upcharge. Rectangle Pluckout Hatch available.

Leg Options: Pierced Leg.

Lighting: Pablo Circa Lights or Stainless-Steel Light Strip.

Accessories: End Cable Leg Riser or Central Cable Leg Riser.

Fenix Cleaning Kit: Available to order as an upcharge.



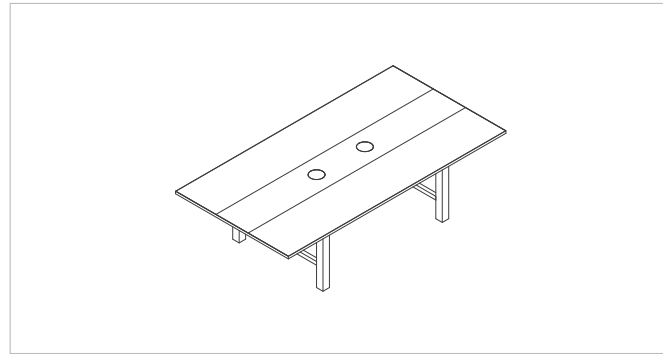
1. Round Pluckout Hatch
2. Power box

Product Certification

ETL Environmental VOC+ Product Certification

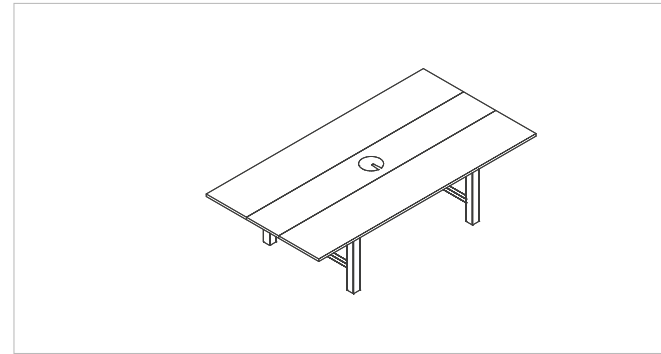
Conforms to the ANSI/ BIFMA Furniture Emissions Standards.

Power & Light Options



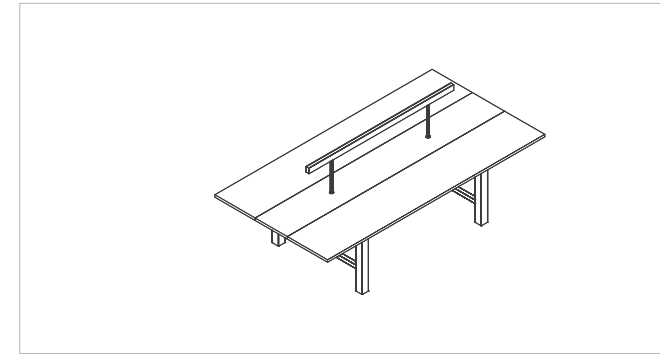
Power Options

Pixel or Pandora power.



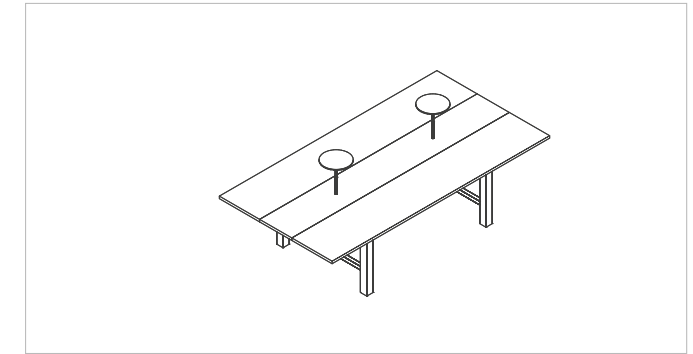
Power Options

Pluck-out hatch with powerbox.



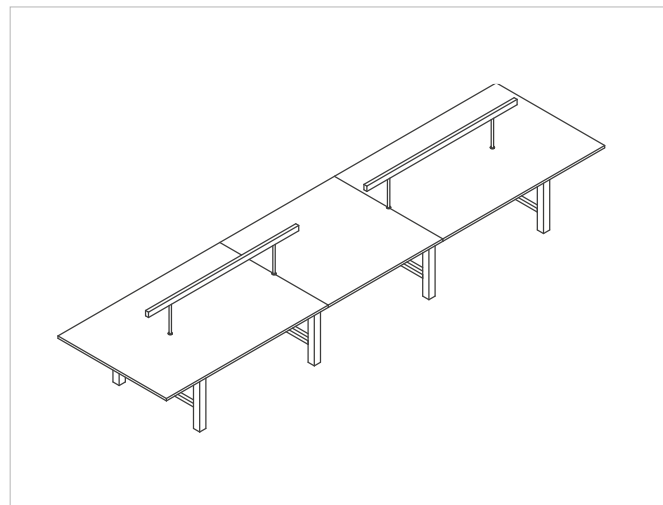
Light Options

Stainless steel light strip (single bay).



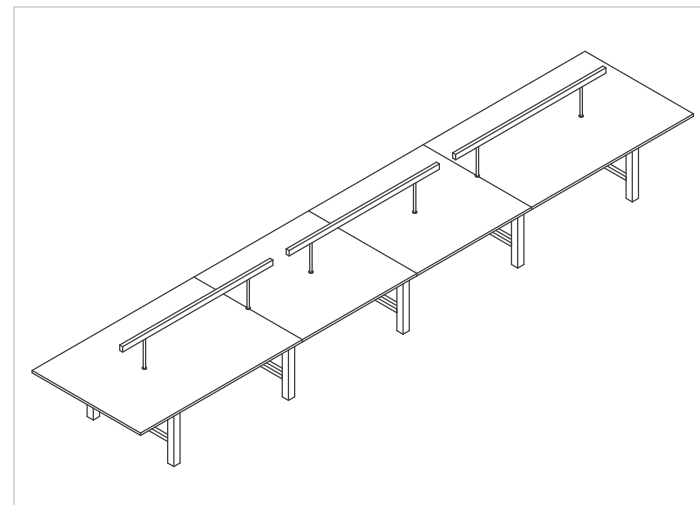
Light Options

Pablo circa lights.



Light Options

Stainless steel light strip (triple bay).

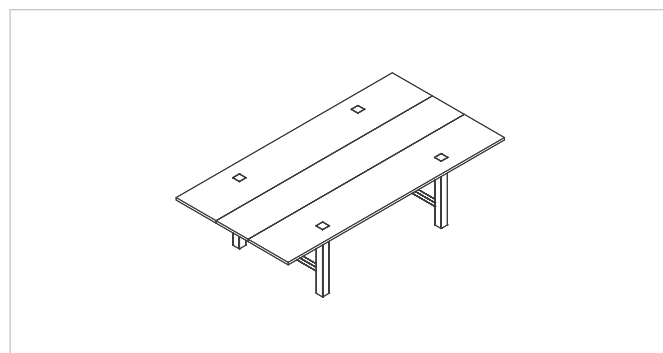


Light Options

Stainless steel light strip (quadruple bay).

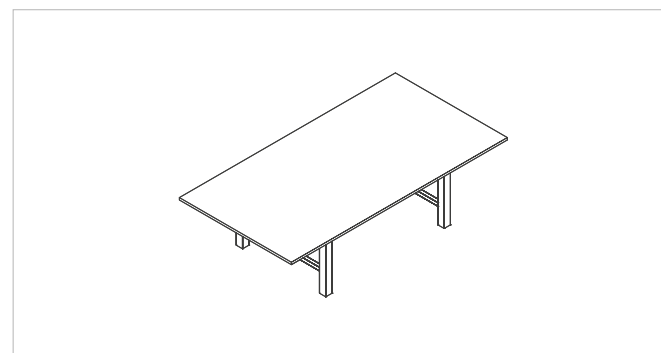
Finish Options

Splits may vary depending on finish options.



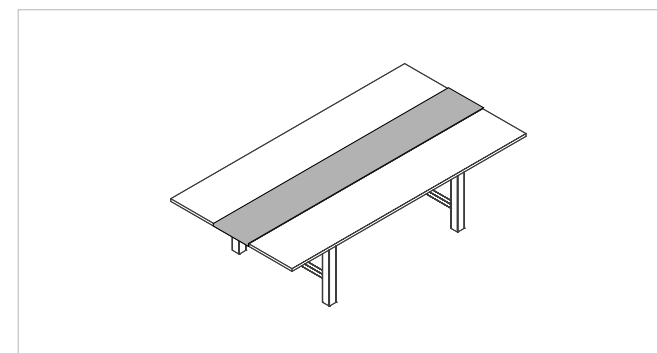
Pierced Leg

Fenix Laminations & Younique can be used on the pierced leg table.



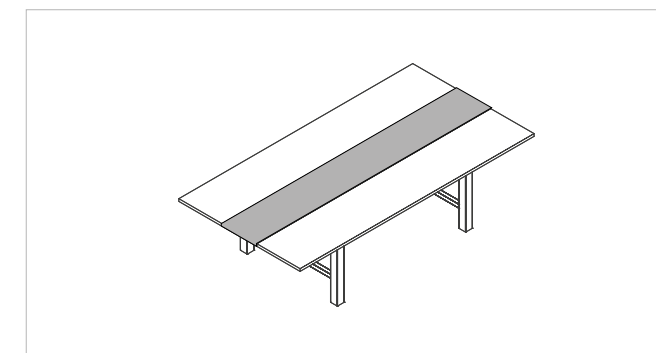
Standard Options

Fenix Laminates or Younique can ONLY be used on the Plain Split Top.



Runway - 1200 wide

Runway is always 400mm wide.
Fenix Laminates & Younique can be used individually or mixed.



Runway - 1400 wide

Runway is always 400mm wide.
Fenix Laminates & Younique can be used individually or mixed.

Basic Rules

1. Un-Pierced Top or Pierced for Through Legs on all leafs
2. As above, each leaf can have None, Pixel or Pandora and Pluck-out or a combination of Pixel/Pandora or Pluck-out per table leaf. Power positions are set and have limited ability to move.
3. Lighting, None or Strip Lamp or Circa in all leafs.
4. Pluck-out with or without power box.
5. Plain table tops in Fenix or Younique only.
6. Runway tops in Fenix or Younique.
7. Check access into and around the building.
8. Where possible always use Orangebox trained fitters to install.

Product Finishes


Oak Frame — Network Landscapes



Oak



Oak stained to Walnut



Oak stained to Black



Dark Distressed Oak

Table Tops — Laminate



Fenix 2630 Piombo Doha



Fenix 0720 Nero Ingo



Fenix 0724 Grigio Bromo



Fenix 0718 Grigio Londra



Fenix 2638 Titanio Doha



Fenix 0725 Grigio Efeso



Fenix 0030 Bianco Alaska

Table Tops — Laminate Younique® Pattern — Standard Leadtime



Modernist 1



Modernist 2



Floral 1



Leaf



Houndstooth 2



Line



Animals 2



Vale

An extensive contemporary sofa system.

orangebox

Product Description

The Vale Sofa system is a collection of contemporary modular units, which can be combined to create dynamic layouts suitable for busy work, public or hospitality spaces.

Vale is available as a generous armchair, as a two, three or four-seat sofa, and as a more expansive combination of linking units.

Vale's visual character comes from its slim seat cushion, which discreetly tucks underneath the arm to create an understated yet elegant design signature. Vale has been meticulously designed so that adjacent units share a central leg when linked together, creating a simple, clean and uncluttered impression.

Vale also has its own range of tables. These are available in three sizes, with two top types offered in a variety of melamine and real wood veneer finishes.

Vale is manufactured from a combination of FSC® plywood and FSC® solid beech, with a webbed seat, and a back upholstered in high-density CMHR foam, for a comfortable and durable sit. Vale's slender, die-cast aluminium leg has a bright polish finish as standard. Height adjustable non-marking glides are fitted as standard, and are suitable for all floor types.

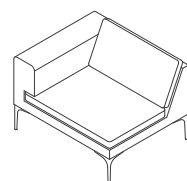


Image VALE-01 - 03

Product Range

VALE-01

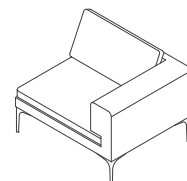
Single seater unit with right arm



H770 [H30]
W1020 [W40] D840 [D33]
SH425 [SH17] SD540 [SD21]

VALE-02

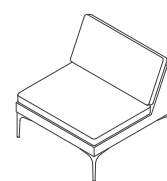
Single seater unit with left arm



H770 [H30]
W1020 [W40] D840 [D33]
SH425 [SH17] SD540 [SD21]

VALE-03

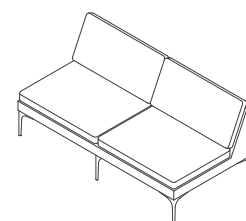
Single seater unit with no arm



H770 [H30]
W820 [W32] D840 [D33]
SH425 [SH17] SD540 [SD21]

VALE-04

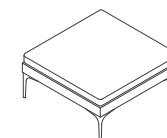
Two seater unit with no arm



H770 [H30]
W1640 [W65] D840 [D33]
SH425 [SH17] SD540 [SD21]

VALE-05

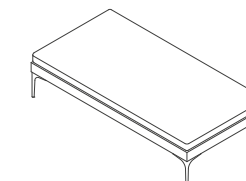
Single seater bench



H445 [H18]
W820 [W32] D840 [D33]
SH425 [SH17] SD540 [SD21]

VALE-06

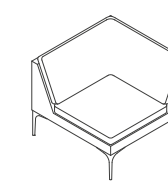
Two seater bench



H445 [H18]
W1640 [W65] D840 [D33]
SH425 [SH17] SD540 [SD21]

VALE-07

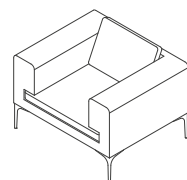
Corner unit



H770 [H30]
W840 [W33] D840 [D33]
SH425 [SH17] SD540 [SD21]

VALE-08

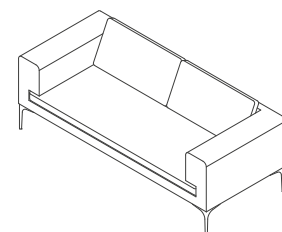
Single seater armchair



H770 [H30]
W1020 [W40] D840 [D33]
SH425 [SH17] SD540 [SD21]

VALE-09

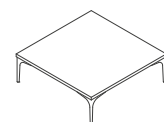
Large two seater armchair



H770 [H30]
W2000 [W79] D840 [D33]
SH425 [SH17] SD540 [SD21]

VALE-CT01

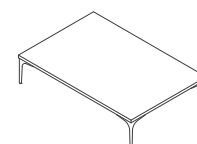
800 x 800mm Table



H260 [H10]
W800 [W31] D800 [31]

VALE-CT02

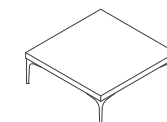
1200 x 800mm Table



H260 [H10]
W1200 [W47] D800 [31]

VALE-CT04

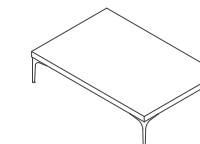
800 x 800mm Table



H285 [H11]
W800 [W31] D800 [31]

VALE-CT05

1200 x 800mm Table



H285 [H11]
W1200 [W47] D800 [31]

mm["]

SH - Seat Height — SD - Seat Depth

Product Specification

Standard Product Description - Seating

Legs: Polished Legs as standard. Available in RAL 9006, Stone, Black, White, Gold, Taupe, Industrial Silver, Bronze or Copper available at no additional cost.

Frame: FSC® plywood & FSC® hardwood frame with glued & screwed joints.

Seat & Back: Elasticated sprung seat & back.

Foam: Vitafoam Reflex.

Glides: Height adjustable glides in Black.

Optional Upcharges - Seating

Cushions: Scatter cushions available.

Standard Product Description - Tables

Legs: Polished Legs as standard. RAL 9006, Stone, Black, White available at no additional cost.

Table Top Finishes:

Melamine – Walnut, Grained Oak, Artisan Oak, Beech, Graphite, White or Grey (CT01, CT02 only).

Product Certification

ETL Environmental VOC+ Product Certification

Conforms to the ANSI/ BIFMA Furniture Emissions Standards.

BS EN 15373:2007

Test Level 2.


BS EN 1002:2005

Product Finishes

Legs




RAL 9006



Stone



Black



White



Chrome



Gold



Taupe



Industrial Silver



Bronze



Copper

Table Tops — Melamine



Walnut



Grained Oak



Artisan Oak



Beech



Graphite



Grey



White

orangebox