



# Working From Home

Steelcase Portfolio for Your Customized Home Office

Steelcase

## Who We Are

---

For over 108 years,  
we've imagined new  
possibilities and  
better experiences  
for people at work.

This constant curiosity means we're always looking for what's next, experimenting with new concepts and staying true to the principle that people are at the center of everything we do.

Through our passion for user-centered research, we are the leaders in understanding work, workers and the workplace. We offer the most comprehensive range of furniture, architecture and technology solutions.

We are a global company, with an extensive and experienced distribution network that allows us to deliver great experiences to our customers, at both a local and global level.

# Workers are embracing working from home.



Most of employees say that more flexible work arrangements would increase morale.

*Global Workplace Analytics, Global Work from Home Experience Survey, May 2020*

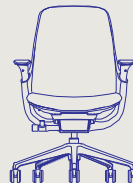
# In search of Comfort

The data confirms most workers do not have an ideal home setup.



**46%**

**Individual contributors who work primarily or almost always at a desk.** People who live in smaller homes are even less likely to work at a desk.



**30%**

**Reported they would describe their workspace as comfortable.** People with an ergonomic chair were more likely to report they have a comfortable workspace, yet only 24% of individual contributors reported having one.



**29%**

**Have a secondary monitor** – important for the prevention of neck and eye strain.

Working From Home

# Best in Class Ergonomics

Just like we create world class settings for you in your office, you will benefit from an ergonomic solution designed for home spaces that bring comfort, enhance productivity and boost wellbeing.

Designed with the human body in mind, Steelcase products reflect in-depth research. They support a healthy posture, provide comfort and keep you focused on your work.

- Worksurfaces that accommodate different work needs as well as supporting power and organizational tools.
- Seating that has intuitive and easy-to-use back, seat and arm adjustments, making it feel like it is made for each person.



**Think Chair with Lexco Desk**

Working From Home

---

# The Steelcase Difference

Design without compromise—a broad portfolio that fit seamlessly with residential aesthetics

Quality product solutions that support productive work from home

Spaces that work—relevant research to design the right spaces that work for your people

Proven quality assurance and comprehensive warranties (Series 1, Think: 12 years, Personality, Lexicon: 8 years)

Products with best-in-class ergonomics to promote physical, mental and emotional wellbeing



**Series 1 Chair  
with Migration Height Adjustable Desk**

# We can help.

You can count on Steelcase for:

- Quality + durability
- Best in class ergonomics
- Products that were designed with the user in mind
- Products that have passed rigorous internal consumer product safety review
- Single point of contact with personalized employee product offering
- Easy and streamlined ordering with home delivery options





# Steelcase

## Work From Home

### Workstations

Lexco Collection  
Migration SE Pro

### Seating

Think  
Series 1  
Personality

**8 Year Warranty**

Solutions designed to help you work better at home





Working From Home

**Lexco**  
Collection  
desks

Working From Home

# Migration

Height Adjustable  
desks





Working From Home  
**Think  
Seating**



# Think Seating

**Dual-Energy Lumbar**  
Dual-Energy Lumbar uses embedded spring energy to provide responsive lumbar support as you change postures.

**Comfort Dial**  
Allows users to quickly adjust to one of these four comfort settings:  
Upright back lock  
Mid-stop recline  
Full recline with weight-activated tension + 20% boost  
Full recline with weight-activated tension


**Seat Depth**  
Allows the seat to be positioned forward or backward for long-term comfort.

**Flexible Seat Edge**  
Flexible seat edge flexes down to relieve pressure on the back of the legs.

**Adaptive Bolstering**  
Adaptive bolstering in the seat cushion allows the seat to conform to your shape, providing dynamic support that can adapt to your body as you change postures.

**Integrated Liveback System**  
Back Flexors track with the natural shape of your spine, and are linked together to provide integrate and prescribed movement.

**Adjustable Arms**  
Adjustable arms move in four directions for personalized arm support: height, width, pivot and depth.



# Think

## Product Highlights



## Smart

The Think chair is an ergonomic office chair that senses what your body needs. The Integrated LiveBack™ System conforms to your body and moves with you as you change postures. It features an advanced weight-activated seat, so anybody can get comfortable, quickly.



Working From Home

## Series 1 Seating



# Series 1 Seating

## Integrated Liveback® technology with adjustable lumbar support

Allows the chair back to change shape and mimics the user's spine as it moves throughout the day. Contours to fit a user's spine through a system of flexors tucked neatly inside the backrest, offering continuous lower-back support as you move in your chair.

## Adaptive Bolstering

Enables the seat to conform to the user's shape, providing dynamic support that can adapt to the body as postures change.

## Weight-Activated Mechanism

Allows for quick, intuitive seat adjustments.

## Seat Depth

Allows the seat to be positioned forward or backward for long-term comfort.

## 4D Adjustable Arms

Move in height, width and depth, and pivot to better support the user's neck and shoulders. The cantilevered arm design encourages postural change.

## Lumbar-flexor support



# Series 1

## Product Highlights



### Intuitive Support

Series 1 was thoughtfully designed with integrated LiveBack technology, adaptive bolstering and 4D adjustable arms, delivering the dynamic performance you've come to expect from Steelcase.





Working From Home  
**Personality**  
Seating

# Personality Seating



**Tilt tension** adjustment allows you to control the amount of resistance needed for reclining.





# Personality

## Product Highlights

### **Jacket hanger**

Optional jacket hanger allows users to keep jackets handy and wrinkly free, all while saving closet space.

### **Hook**

A convenient hook for hanging and keeping close small personal items is default on all versions.



## **Personalize Your Space**

The Personality chair is designed to support the many ways people work and sit. Its simple user adjustments offer outstanding ergonomic support.

# Ergonomic Best Practices

Working from home is new to many of us. We're used to juggling busy schedules and moving around throughout the day.

To help, we've compiled a few best practices to make your experience a little bit better.



# Things to Consider

Here are a few things to carefully consider when working from home:



Encourages you to move



Reinforces your healthy posture



Activates your body



Provides comfort where you need it most



Keeps you connected



Fits you uniquely

# Ergonomic Best Practices

1. Neck is straight and head is evenly balanced
2. Relax shoulders so arms hang naturally and close to your body
3. Back has full contact with the backrest (sit all the way back in your chair)
4. Rest elbows and forearms comfortably on the arms of the chair, without bearing weight
5. Sit all the way back in your chair to ensure lower back engagement and adjust lower back firmness or adjustable lumbar.
6. Adjust the height of your chair as best possible to accommodate your worksurface height
7. Top of monitor is at eye level or slightly lower and directly in front, so head is not turned
8. Monitor should be at least an arm's length away
9. Forearms should be at a 90-110-degree angle to the floor
10. Wrists should be straight when typing, not bent up or down
11. Thighs are parallel to the floor
12. Feet are flat on the floor or on a footrest

## Ergonomics


Here are a few things to carefully consider when working from home:



# Global Posture Study

To best understand the body at work, we undertook a global posture study on **six continents**, observing over 2,000 people in a wide range of postures.

We discovered that new technologies combined with new behaviors led to nine new postures that are not adequately addressed by current seating solutions.







**Steelcase**



**Visit us at the studio**

**Innovative Antares Pvt. Ltd.**

**1<sup>st</sup> Floor, 9, Raghuvanshi Mill,**

**12/13, Senapati Bapat Marg,**

**Lower Parel (W), Mumbai 400013.**

**E mail: [innovative@antares.net.in](mailto:innovative@antares.net.in)**

**Call : +91 8080060780/1/2/3**

**Love How You Work**